ISTITUTO ZOOPROFILATTICO SPERIMENTALE
DELLA LOMBARDIA E DELL'EMILIA ROMAGNA
"BRUNO UBERTINI"
(ENTE SANITARIO DI DIRITTO PUBBLICO)

Sede Legale: Via Bianchi, 9 – 25124 Brescia
Tel 03022901 – Fax 0302425251 – Email info@izsler.it
C.F. - P.IVA 00284840170
N. REA CCIAA di Brescia 88834

SEZIONE DI REGGIO EMILIA
Via Pitagora, 2
42124 REGGIO EMILIA (RE)
TEL. (0522) 921733
(0522) 277996
fax (0522) 518639
E – mail: reggioemilia@izsler.it

Supporting Publications 2012:EN-290

EXTERNAL SCIENTIFIC REPORT

Systematic literature review on the occurrence of ticks and tick-borne pathogens in the EU and Mediterranean Basin[1]

Giulia Maioli , Giorgio Galletti, Mattia Calzolari, Gioia Biasi, Elena Galletti and Michele Dottori

Istituto Zooprofilattico Sperimentale della Lombardia e dell'Emilia-Romagna

SUMMARY

A systematic literature review (SR) was carried out to review the occurrence of tick-borne pathogens and tick species with proven involvement in the transmission of pathogens in Europe and the Mediterranean basin. The SR was carried out between 22/06/2011 and 23/02/2012. The report describes all the steps carried out in the SR, namely, the method proposed for searching research studies and data sources used for this purpose; the criteria chosen for selecting relevant and eligible studies and the obtained results from the data extraction of the eligible papers. Furthermore, an evaluation of the methodological quality of the eligible studies was performed.

A total of 2246 publications were submitted to a first screening for their relevance on title and abstract. The used relevance criteria for the first relevance screening were the questions if the papers concerned the occurrence of tick species or a tick-borne pathogen in the considered area; the role as vector of a tick species; geographic information on distribution of the tick species or the tick-borne pathogen and if the paper concerned the article a primary study.

Subsequently, a total of 1166 papers that were considered relevant, were subject to a second screening eligibility on the full text, using the following criteria: the article specify a specific geographic location (e.g. geographic coordinates, name of municipality or nuts 1, 2 or 3 levels). The second screening of relevance was made on 940 papers using the following criteria: the paper does not refer to an imported tick or pathogen; the paper report data on residence of human patient; the tick or pathogen identification is unequivocal and appropriate.

[1] Question No EFSA-Q-2011-00071
Any enquiries related to this output should be addressed to ahaw@efsa.europa.eu

Suggested citation: Giulia Maioli, Giorgio Galletti, Mattia Calzolari, Gioia Biasi, Elena Galletti and Michele Dottori; Systematic literature review on the occurrence of ticks and tick-borne pathogens in the EU and Mediterranean Basin. Supporting Publications 2012: EN-290. 104 pp. Available online: www.efsa.europa.eu/publications

© European Food Safety Authority, 2012

Consequently, data were extracted from a total of 530 publications.
The review describes a total of 108 host species, including mammals, birds and reptiles in which tick borne pathogens were detected. The geographic occurrence in 43 countries of 82 different tick borne pathogens was reported, as well as the occurrence of 46 different tick species in the EU and Mediterranean basin. In addition, information on geographic distribution of tick and pathogen is given.
© Istituto Zooprofilattico Sperimentale della Lombardia e dell' Emilia Roamgna"Bruno Umbertini"

KEY WORDS

Tick, tick-borne pathogens, systematic review, occurrence

The present document has been produced and adopted by the bodies identified above as authors. This task has ben carried out exclusively by the authors in the context of a contract between the European Food Safety Authority and the authors, awarded following a tender procedure. The present document is published complying with the transparency principle to which the Authority is subject. It may not be considered as an output adopted by the Authority. The European food Safety Authority reserves its rights, view and position as regards the issues addressed and the conclusions reached in the present document, without prejudice to the rights of the authors.

TABLE OF CONTENTS

Summary 1
Table of contents 3
Background as provided by EFSA 4
Terms of reference as provided by EFSA 4
Introduction and Objectives 5
Materials and Methods 5
1. Search string for the ticks: 5
2. Search strings for the tick-borne pathogens: 5
3. Data sources 6
4. Data management 6
5. Criteria for selecting relevant and eligible studies 6
6. Quality assessment 7
7. Data collection process 8
Results 8
Conclusions/ Geographic data 24
Discussion 50
References 51

The present document has been produced and adopted by the bodies identified above as authors. This task has ben carried out exclusively by the authors in the context of a contract between the European Food Safety Authority and the authors, awarded following a tender procedure. The present document is published complying with the transparency principle to which the Authority is subject. It may not be considered as an output adopted by the Authority. The European food Safety Authority reserves its rights, view and position as regards the issues addressed and the conclusions reached in the present document, without prejudice to the rights of the authors.

BACKGROUND AS PROVIDED BY EFSA

Several Vector-borne diseases have gained increased attention in the last years as emerging or re-emerging diseases. The Animal Health and Welfare Panel issued several scientific opinions on vector-borne diseases of zoonotic and animal health impact. EFSA wants to outsource preparative work for ticks and tick-borne pathogens (updating and consolidating a pre-existing database).

The purpose of the assignment is to obtain an external technical report produced through a systematic literature review process and accompanied by the corresponding database on the geographic distribution of ticks and tick-borne pathogens in EU and in the Mediterranean basin (update).

Through a previous procurement (CT/EFSA/AHAW/2010/01), a database on the geographic distribution of ticks and tick-borne pathogens in the EU and the Mediterranean basin was made available following a systematic literature review process. This was the basis of two scientific opinions: one on the role of the ticks in the epidemiology of Crimean-Congo haemorrhagic fever and African swine fever (EFSA-Q-2009-00594); and the other on the geographic distribution of ticks and tick-borne pathogens in the Mediterranean basin (EFSA-Q-2009-00595). Several limitations were recognized in the previous systematic literature review at the time when the scientific opinions were adopted. Improvements are to be done on the search terms to achieve a wider scope. Furthermore, it is important to provide clearer criteria for the identification of morphologically similar tick species; and for the diagnosis / identification of closely related pathogens. New data sources such as academic dissertations and unpublished reports should be considered. Criteria for inclusion and exclusion of records and data uncertainties should be clearly described. With the present negotiated procedure, AHAW wants to update and consolidate the existing database (http://www.efsa.europa.eu/en/scdocs/doc/1703.pdf)

TERMS OF REFERENCE AS PROVIDED BY EFSA

Review scientific literature of the last 10 years related to the geographic distribution of ticks and tick-borne pathogens in the EU and in the Mediterranean basin, according to previous established criteria. A scientific literature review was performed in 2010 and the objective is to increase its scope, update and complement it. Record information extracted from the selected scientific literature according to the data model described in Annex 6. The resulting dataset of geographical tick/pathogen distribution should be submitted to EFSA via the EFSA data collection framework.

Produce a report describing the substantial changes or differences in the outcomes when compared with the results obtained in the previous systematic literature review. If new data shows a substantially different geographic distribution of either the ticks or their associated pathogens, draft an external scientific report subsequent to the analysis of the data, complemented with maps of ticks" and tick-borne pathogens" distribution.

This contract was awarded by EFSA to:

Contractor: Istituto Zooprofilattico Sperimentale della Lombardia e dell'Emilia-Romagna

Contract title: Systematic literature review on the occurrence of ticks and tick-borne pathogens in the EU and Mediterranean basin

Contract number: NP/EFSA/AHAW/2011/01

The present document has been produced and adopted by the bodies identified above as authors. This task has ben carried out exclusively by the authors in the context of a contract between the European Food Safety Authority and the authors, awarded following a tender procedure. The present document is published complying with the transparency principle to which the Authority is subject. It may not be considered as an output adopted by the Authority. The European food Safety Authority reserves its rights, view and position as regards the issues addressed and the conclusions reached in the present document, without prejudice to the rights of the authors.

INTRODUCTION AND OBJECTIVES

The aim of the work is to review the scientific literature of the last 10 years related to the geographic distribution of ticks and tick-borne pathogens in Europe and Mediterranean basin, according to previous established review questions.

- Question 1: Which tick-borne infections occur in the region of concern?
- Question 2: Which tick species have proven involvement in the transmission of pathogens in the region of concerns?
- Question 3: What are the geographical distributions of these tick species in the region of concern?

MATERIALS AND METHODS

1. Search string for the ticks:

(Argas OR Ornithodoros OR Dermacentor OR Haemaphysalis OR Hyalomma OR Ixodes OR Rhipicephalus OR Boophilus) AND (Distribution OR presence OR occurrence OR reported OR epidemiology OR incidence OR prevalence OR outbreak OR impact OR epidemics OR pandemics OR spread OR dispersion OR detection OR diagnosis OR isolation OR evidence) AND (Mediterranean basin OR Mediterranean area OR Europe OR Balkans OR Scandinavia OR Iberic peninsula OR Aland OR Albania OR Andorra OR Austria OR Belgium OR Bosnia and Herzegovina OR Bulgaria OR Croatia OR Cyprus OR Czech Republic OR Denmark OR Germany OR Spain OR Estonia OR Finland OR Faroe islands OR France OR Greece OR Hungary OR Ireland OR Italy OR Kosovo OR Latvia OR Liechtenstein OR Lithuania OR Luxembourg OR Macedonia OR Malta OR Montenegro OR The Netherlands OR Norway OR Poland OR Portugal OR Slovenia OR Romania OR San Marino OR Serbia OR Slovakia OR Switzerland OR Sweden OR United Kingdom OR Turkey OR Israel OR Palestine OR Jordan OR Lebanon OR Syria OR Morocco OR Algeria OR Tunisia OR Libya OR Egypt OR Western Sahara OR Armenia OR Belarus OR Georgia OR Moldova OR Ukraine OR Russia OR USSR)

2. Search strings for the tick-borne pathogens:

(African Swine Fever virus OR ASF virus OR ASFV OR Anaplasma spp. OR Ehrlichia phagocitophila OR A phagocytophilum OR Babesia spp. OR Crimean Congo Haemorrhagic Fever virus OR CCHF virus OR CCHFV OR Hepatozoon OR Lyme disease agent OR Borrelia OR B burgdorferi OR B garinii OR B spielmanii OR B lusitaniae OR B hispanica OR Rickettsia OR R conorii OR R slovaca OR R raoultii OR R helvetica OR R monacensis OR R sibirica OR R aeschlimannii OR R massiliae OR Rickettsia spp. OR Neorickettsia risticii OR Ehrlichia canis OR Ehrlichia spp. OR Theileria OR T parva OR T hirci OR T ovis OR T lestoquardi OR Tick borne encephalitis virus OR Louping ill virus OR TBE virus OR TBEV OR tick borne flavivirus OR TBEF OR TBEFV OR TBE group OR Francisella OR F tularensis OR Bartonella spp. OR B henselae OR B quintana OR B vinsonii OR Q fever OR Coxiella burnetii OR Francisella tularensis OR African horse sickness virus OR AHSV OR tick borne orbivirus) AND (Distribution OR presence OR occurrence OR reported OR epidemiology OR incidence OR prevalence OR outbreak OR impact OR epidemics OR pandemics OR spread OR dispersion OR detection OR diagnosis OR isolation OR evidence) AND (Mediterranean basin OR Mediterranean area OR Europe OR Balkans OR Scandinavia OR Iberic peninsula OR Aland OR Albania OR Andorra OR Austria OR Belgium OR Bosnia OR Herzegovina OR Bulgaria OR Croatia OR Cyprus OR Czech Republic OR Denmark OR Germany OR Spain OR Estonia OR Finland OR Faroe islands OR France OR Greece OR Hungary OR Ireland OR Italy OR

The present document has been produced and adopted by the bodies identified above as authors. This task has ben carried out exclusively by the authors in the context of a contract between the European Food Safety Authority and the authors, awarded following a tender procedure. The present document is published complying with the transparency principle to which the Authority is subject. It may not be considered as an output adopted by the Authority. The European food Safety Authority reserves its rights, view and position as regards the issues addressed and the conclusions reached in the present document, without prejudice to the rights of the authors.

Kosovo OR Latvia OR Liechtenstein OR Lithuania OR Luxembourg OR Macedonia OR Malta OR Montenegro OR The Netherlands OR Norway OR Poland OR Portugal OR Slovenia OR Romania OR San Marino OR Serbia OR Slovakia OR Switzerland OR Sweden OR United Kingdom OR Turkey OR Israel OR Palestine OR Jordan OR Lebanon OR Syria OR Morocco OR Algeria OR Tunisia OR Libya OR Egypt OR Western Sahara OR Armenia OR Belarus OR Georgia OR Moldova OR Ukraine OR Russia OR USSR)

3. Data sources

The following data sources were screened for potential relevant publications:

- Pub Med
- CAB abstracts
- ISI Web of Knowledge
- Armed Forces Pest Management Board (AFPMB)
- Dissertations and unpublished reports from on going research
- Integrated Consortium of Ticks and Tick-borne Diseases (ICTTD3)
- "Grey literature" (e.g. Conference proceedings not available online; dissertations)
- Google Scholar
- WAHID
- The European Centre for Disease Prevention and Control (ECDC)
- Scopus
- WOS - Web of Science
- Promed

In case of additional information was necessary the authors of the studies were directly contacted.
Additionally, after the first screening for title and abstract the bibliographies of all selected articles and relevant review articles were screened for citations not identified in the initial step of the literature search.
The selection for title and abstract is carried out by two reviewers independently. The potential disagreements on study eligibility are solved with the examination of the studies by a third reviewer.

Restrictions:
The time of publication: only publications published between 2001 and 2011 were considered in the SR.

Language of publications: only publications with English abstracts were considered for the first screening of relevance and full text available in English, French, Italian, Portuguese and Spanish were considered for eligibility and second screening for relevance. Publications without available abstract or full text not in English, French, Italian and Spanish were excluded.

4. Data management

In order to store and organize bibliographic references, the subcontractor used two "Reference Manager" software JabRef and Mendeley.

5. Criteria for selecting relevant and eligible studies

The following criteria were applied for the two steps of relevance screening and for the eligibility screening:

The present document has been produced and adopted by the bodies identified above as authors. This task has ben carried out exclusively by the authors in the context of a contract between the European Food Safety Authority and the authors, awarded following a tender procedure. The present document is published complying with the transparency principle to which the Authority is subject. It may not be considered as an output adopted by the Authority. The European food Safety Authority reserves its rights, view and position as regards the issues addressed and the conclusions reached in the present document, without prejudice to the rights of the authors.

Criteria for the first screening for relevance (performed on title and abstract)	**Included**	**Excluded**
Does the publication concern a tick species or a tick-borne pathogen occurrence in the considered area?	Yes	No
Does the publication concern a tick species with proven involvement in transmitting animal diseases or zoonoses ?	Yes	No
Does the publication contain geographic information on the distribution of the tick species or the tick-borne pathogen?	Yes	No
Was the publication a primary study?	Yes	No

Criteria for the second screening for relevance (full text)	**Included**	**Excluded**
Did the publication specify a specific geographic location (e.g. geographic coordinates, name of municipality or nuts 1, 2 or 3 level)?	Yes	No

Criteria for the screening of eligibility (full text)	**Included**	**Excluded**
The publication did not concern a recent importation of a tick species that did not reach sufficient epidemiological threshold for its establishment in the specified location	Yes	No
The articles did not concern a case-reports of human infections that, in order to protect the privacy of personal data, provided the address of a reference hospital instead of the residence of the infected patient	Yes	No
The article described an unequivocal and appropriate tick identification diagnostic method for the tick-borne pathogen (serology, isolation, biological methods as PCR)	Yes	No

The selection for relevance and eligibility of the studies was carried out by two reviewers independently. The second screening for relevance and eligibility was carried out at the same time on the full text of the article. The potential disagreements on study eligibility were solved with the examination of the studies by a third reviewer.
In order to avoid double counting of the studies published more than once, the papers were compared juxtaposing author names, geographic area of the studies, the sample sizes and the outcomes.

6. Quality assessment

A posterior assessment of the methodological quality of the included studies was performed using the following criteria:

For the vector:
1) At least two samples were taken in two different months in the same year or in one vector season.
2) The identification of the vector was at least at the species level with standard morphological key or PCR on 12s, 16s or 18s genes.

For the pathogen:
1) The diagnostic test used to detect the pathogen was a diagnostic test indicated in the OIE manual or the pathogen was confirmed by a national or international reference laboratory

The present document has been produced and adopted by the bodies identified above as authors. This task has ben carried out exclusively by the authors in the context of a contract between the European Food Safety Authority and the authors, awarded following a tender procedure. The present document is published complying with the transparency principle to which the Authority is subject. It may not be considered as an output adopted by the Authority. The European food Safety Authority reserves its rights, view and position as regards the issues addressed and the conclusions reached in the present document, without prejudice to the rights of the authors.

2) The pathogen was clearly linked with the vector (e.g. the pathogen is found in the vector by PCR or isolation).
For some papers the full text was not directly available on the web and we have requested it through NILDE (Network Inter-Library Document Exchange - https://nilde.bo.cnr.it).
For data transmission to EFSA a protocol for data exchange in XSD was agreed and data transmission was tested in December.

7. Data collection process

The database is created in Microsoft Access. We used different forms for data collection different issues:

1. Publication form: contains data regarding the article such as Author, Journal, Year of publication, etc.
2. Area form: contains geographic data on the publication which could be more than once
3. Time form: contains data on time of sampling
4. Information form: contains data on host, pathogen and vector and diagnostic test used in the publication. Every publication can contain more information data.
5. Vector form: contains data on vector life stage, collection method and identification method.

All these fields were summarized in Annex 1 and were approved by EFSA within the SR protocol. Mandatory fields were discussed with EFSA during the meetings.
For geographic data, we used NUTS for areas within Europe and HASC code for areas outside Europe, provided by EFSA (http://www.statoids.com/ihasc.html).

RESULTS

For the systematic literature review, we searched in the database integrated in Pub med, ISI web and CAB abstract. We used two strings, one for the ticks and one for the pathogens, as presented before. The search was limited to the last ten years (since 2001), and it was updated to November 20th 2011. The search in Pub med and CAB abstract was made per all fields, the search in ISI web of knowledge was made for topics. A restriction for language (English, French, Italian, Portuguese and Spanish) was applied to search in Pub med.
Additional papers were found in the Armed Forces Pest Management Board (AFPMB) database, Integrated Consortium of Ticks and Tick-borne Diseases (ICTTD3), and in the Proceedings of the 6th International meeting on Rickettsiae and Rickettsial diseases (Heraklion, Crete, Greece 5-7 June 20011).
The search strategy produced a total of 2246 references. The number of references submitted to the different screening steps are reported in the flow diagram below. A total of 1166 references were considered relevant (for title and abstract) in the second level of the study selection. The most frequent criteria for excluding papers was " publication did not concern geographic distribution" (517 papers) and this comprised papers on genetic analysis, molecular biology and taxonomic studies. In this category we included also studies that were not located in the interested area (for example: Georgia in USA and not Georgia in Europe; Asian part of Russia, etc).

New catalogues were created for:

- the publication details (pubtype)
- criteria for the exclusion of the first and the second level
- the study context (codContext)

The present document has been produced and adopted by the bodies identified above as authors. This task has ben carried out exclusively by the authors in the context of a contract between the European Food Safety Authority and the authors, awarded following a tender procedure. The present document is published complying with the transparency principle to which the Authority is subject. It may not be considered as an output adopted by the Authority. The European food Safety Authority reserves its rights, view and position as regards the issues addressed and the conclusions reached in the present document, without prejudice to the rights of the authors.

- the life stage of the ticks (codlifestage)
- the method for collecting ticks (sampMDticks)

For detail on this catalogues see annex 2

Some of the AHAW catalogues supplied by EFSA were slightly implemented amended? by the WG.

- the type of tissue or tick samples (SampPRT)
- codANYLMD
- codHOSTSPECIES
- codVECTOR
- codPARAM
- sampMD

For detailed catalogues see annex 3.

The criteria for the second screening of relevance (did the publication specify a specific geographic location -geographic coordinates, name of municipality or nuts 1, 2 or 3 level) was applied and we excluded 226 publications. We these criteria applied very strictly because the main objective of the SR is obtaining a reliable distribution of vectors and pathogens. These groups contain papers that were excluded despite a detailed description of sampling areas provided in materials and methods because the papers did not specify where positive samples were found or where ticks were collected on which hosts. In addition, some papers, which contained detailed maps, were excluded because the names of the geographical area where ticks or tick borne pathogens were found were not described. All these studies were grouped under "not specific geographic location" criteria (table 1).

During the eligibility screening, some papers were excluded also based on the criteria for the first relevance screening.

In some papers, the study period was not indicated. This was not considered a reason for excluding the paper and in that case, the year of the publication was the same as the study period. When extracting data from publications we realized that some papers were published after 2001 but the data contained in the publication were reflecting findings prior to this year: In these cases, these publications were included and the sampling year was indicated.

The availability of papers is represented by two exclusion criteria: "abstract not available" (344 papers) at the first relevance screening and "text not available" (185 papers) at the second relevance screening. In total we could not find 529 studies. List of papers not found and not retrieved on time were listed in the annex 4 and 5.

Only primary research studies were included in the SR and 168 reviews were excluded (141 during first relevance screening, 27 during second relevance screening). There were some publications updating data of previous studies. For these publications the last article that included all the available

The present document has been produced and adopted by the bodies identified above as authors. This task has ben carried out exclusively by the authors in the context of a contract between the European Food Safety Authority and the authors, awarded following a tender procedure. The present document is published complying with the transparency principle to which the Authority is subject. It may not be considered as an output adopted by the Authority. The European food Safety Authority reserves its rights, view and position as regards the issues addressed and the conclusions reached in the present document, without prejudice to the rights of the authors.

data was included and the other publications were excluded and classified as "not primary study" to avoid duplication of data.

A posterior validation of was performed: we checked the presence of typing errors and the consistency of data.

The present document has been produced and adopted by the bodies identified above as authors. This task has ben carried out exclusively by the authors in the context of a contract between the European Food Safety Authority and the authors, awarded following a tender procedure. The present document is published complying with the transparency principle to which the Authority is subject. It may not be considered as an output adopted by the Authority. The European food Safety Authority reserves its rights, view and position as regards the issues addressed and the conclusions reached in the present document, without prejudice to the rights of the authors.

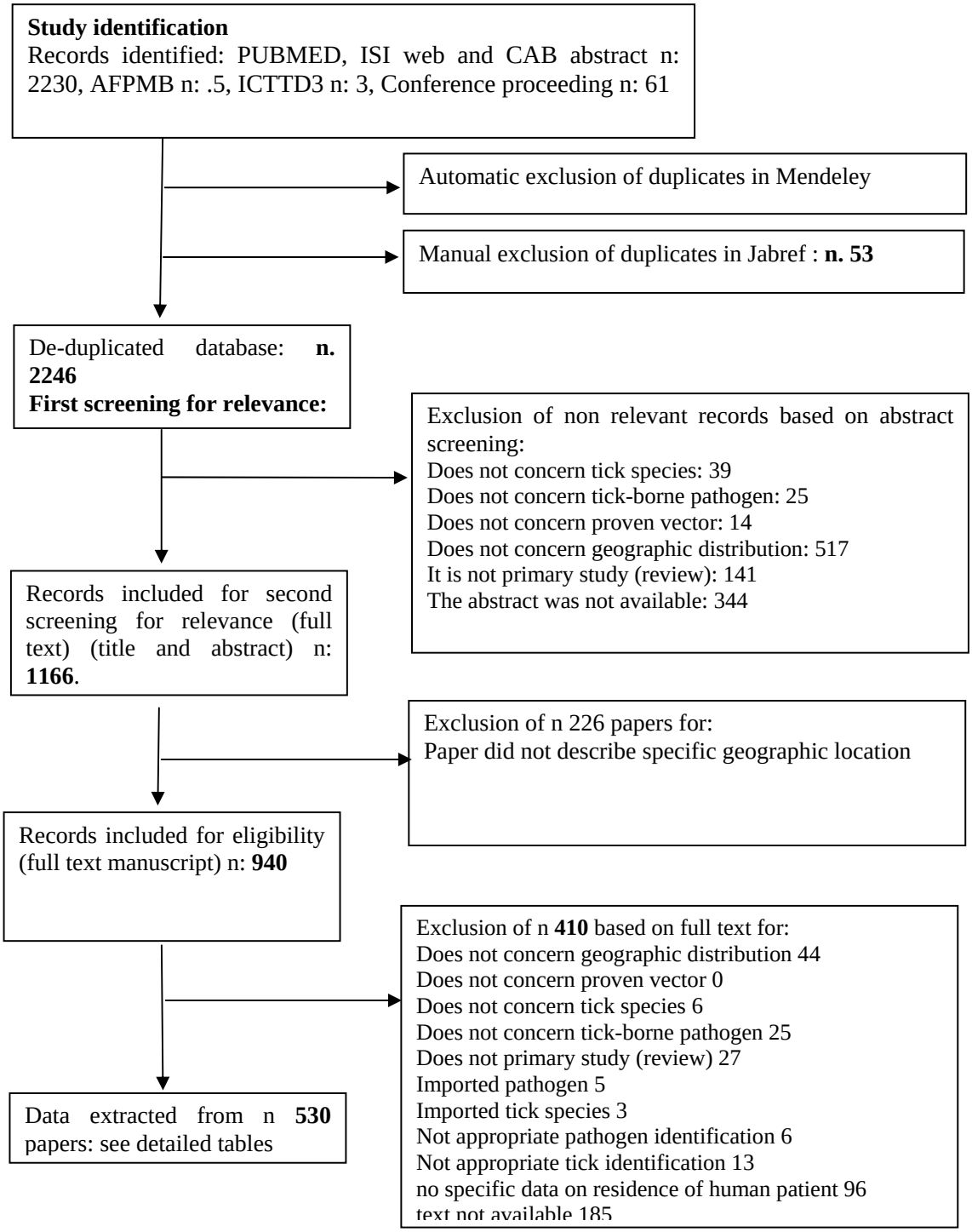

Figure 1: SR flow diagram.

The present document has been produced and adopted by the bodies identified above as authors. This task has ben carried out exclusively by the authors in the context of a contract between the European Food Safety Authority and the authors, awarded following a tender procedure. The present document is published complying with the transparency principle to which the Authority is subject. It may not be considered as an output adopted by the Authority. The European food Safety Authority reserves its rights, view and position as regards the issues addressed and the conclusions reached in the present document, without prejudice to the rights of the authors.

Table 1: Publications classified for inclusion/exclusion criteria.

step	Exclusion criteria	Number of publications
2	**included**	**530**
1	abstract not available	344
1	not concern geographic distribution	561
1	not concern proven vector	14
1	not concern tick species	45
1	not concern tick-borne pathogen	50
1	not primary study (review)	168
2	imported pathogen	5
2	imported tick species	3
2	not appropriate pathogen identification	6
2	not appropriate tick identification	13
2	not specific data on residence of human patient	96
2	not specific geographic location	226
2	text not available	185
	Total	2246

Table 2 summarises the geographic distribution of included papers. The country with the most included papers is Italy, followed by Spain, Poland, Germany and Turkey. The final dataset covers a good part of the study area; only few countries such as Macedonia, Belarus, Iceland in Europe and Libya, Syria and Lebanon in Mediterranean basin, were not represented by the SR on ticks or tick-borne diseases (see figure 2).

Table 2: Number of studies included in the SR for country.

Country	Code	Number of publications	Number of records
Albania	AL	4	53
Algeria	DZ	4	9
Austria	AT	9	60
Belgium	BE	1	2
Bosnia And Herzegovina	BA	1	2
Bulgaria	BG	3	15
Croatia	HR	4	12
Cyprus	CY	6	76
Czech Republic	CZ	20	151
Denmark	DK	10	68
Egypt	EG	2	82
Estonia	EE	1	3
Finland	FI	4	12
France	FR	22	122
Georgia	GE	1	2
Germany	DE	50	282
Greece	GR	12	156
Hungary	HU	8	58
Ireland	IE	2	8
Israel	IL	6	25
Italy	IT	75	419

The present document has been produced and adopted by the bodies identified above as authors. This task has ben carried out exclusively by the authors in the context of a contract between the European Food Safety Authority and the authors, awarded following a tender procedure. The present document is published complying with the transparency principle to which the Authority is subject. It may not be considered as an output adopted by the Authority. The European food Safety Authority reserves its rights, view and position as regards the issues addressed and the conclusions reached in the present document, without prejudice to the rights of the authors.

Latvia	LV	2	19
Lithuania	LT	2	14
Luxembourg	LU	1	72
Moldova	MD	1	2
Morocco	MA	5	18
Netherlands	NL	9	25
Norway	NO	14	64
Palestinian territory, occupied	PS	1	3
Poland	PL	49	226
Portugal	PT	13	85
Romania	RO	2	24
Russia	RU	10	83
Serbia	RS	5	34
Slovakia	SK	18	119
Slovenia	SI	10	28
Spain	ES	55	423
Sweden	SE	17	57
Switzerland	CH	18	131
Tunisia	TN	6	27
Turkey	TR	45	236
Ukraine	UA	1	1
United Kingdom	GB	12	31

The present document has been produced and adopted by the bodies identified above as authors. This task has ben carried out exclusively by the authors in the context of a contract between the European Food Safety Authority and the authors, awarded following a tender procedure. The present document is published complying with the transparency principle to which the Authority is subject. It may not be considered as an output adopted by the Authority. The European food Safety Authority reserves its rights, view and position as regards the issues addressed and the conclusions reached in the present document, without prejudice to the rights of the authors.

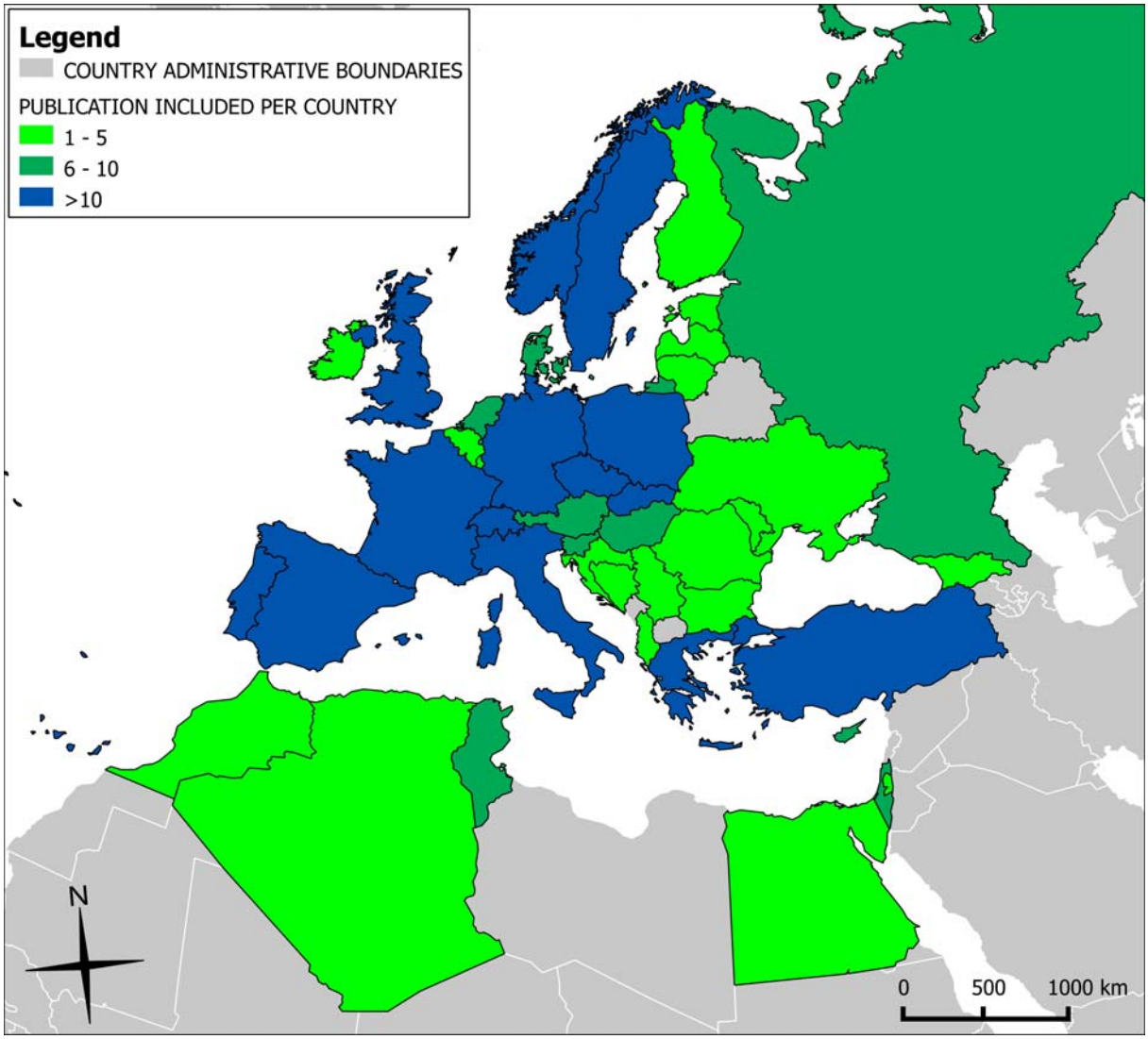

Figure 2: Publications included per country.

Tick-borne disease agents

The number of publications for every pathogen is summarized in Table 3. The most frequent studied pathogen is *Borrelia burgdorferi* sensu lato, followed by *Anaplasma phagocytophilum*, *Coxiella burnetii*, *TBE* and *Rickettsia.*

Table 3: Numbers of records included for tick-borne pathogen.

Genus/group	Pathogen	Numbers of records
Anaplasma	Anaplasma	33
	Anaplasma bovis	2
	Anaplasma centrale	4
	Anaplasma marginale	32
	Anaplasma ovis	13

The present document has been produced and adopted by the bodies identified above as authors. This task has ben carried out exclusively by the authors in the context of a contract between the European Food Safety Authority and the authors, awarded following a tender procedure. The present document is published complying with the transparency principle to which the Authority is subject. It may not be considered as an output adopted by the Authority. The European food Safety Authority reserves its rights, view and position as regards the issues addressed and the conclusions reached in the present document, without prejudice to the rights of the authors.

	Anaplasma phagocytophilum	403
	Anaplasma platys	13
	Anaplasma spp., unidentified	12
Asfivirus	Asfivirus African swine fever virus	2
Babesia	Babesia	54
	Babesia bigemina	63
	Babesia bovis	67
	Babesia caballi	30
	Babesia canis	33
	Babesia capreoli	3
	Babesia divergens	42
	Babesia equi	17
	Babesia EU1	7
	Babesia gibsoni	3
	Babesia major	1
	Babesia microti	58
	Babesia ovis	7
	Babesia spp., unidentified	59
Bartonella	Bartonella	42
	Bartonella alsatica	1
	Bartonella birtlesii	4
	Bartonella clarridgeiae	5
	Bartonella doshiae	1
	Bartonella elizabethae	9
	Bartonella grahamii	8
	Bartonella henselae	50
	Bartonella quintana	5
	Bartonella schoenbuchensis	2
	Bartonella spp., unspecified	8
	Bartonella taylorii	5
	Bartonella tribocorum	2
	Bartonella vinsonii	10
Borrelia	Borrelia	38
	Borrelia afzelii	124
	Borrelia burgdorferi	360
	Borrelia canis	2
	Borrelia garinii	103
	Borrelia hispanica	1
	Borrelia lusitaniae	35
	Borrelia miyamotoi	10
	Borrelia persica	9
	Borrelia spielmanii	17
	Borrelia spp., unspecified	5
	Borrelia valaisiana	76
Coxiella	Coxiella	1

The present document has been produced and adopted by the bodies identified above as authors. This task has ben carried out exclusively by the authors in the context of a contract between the European Food Safety Authority and the authors, awarded following a tender procedure. The present document is published complying with the transparency principle to which the Authority is subject. It may not be considered as an output adopted by the Authority. The European food Safety Authority reserves its rights, view and position as regards the issues addressed and the conclusions reached in the present document, without prejudice to the rights of the authors.

	Coxiella burnetii	190
	Coxiella spp., unspecified	4
Ehrlichia	Ehrlichia	48
	Ehrlichia canis	39
	Ehrlichia chaffeensis	1
Flavivirus	Flavivirus	5
	Flavivirus dengue virus	1
	Flavivirus Louping ill virus	1
	Flavivirus West Nile virus	9
Francisella	Francisella tularensis	66
Hepatozoon	Hepatozoon	9
	Hepatozoon canis	13
Nairovirus	Nairovirus	2
	Nairovirus Crimean Congo haemorrhagic fever virus	54
Neorickettsia	Neorickettsia risticii	5
Orbivirus	Orbivirus Great Island virus	1
Orthobunyavirus	Orthobunyavirus Bhanja virus	5
Rickettsia	Rickettsia	104
	Rickettsia aeschlimannii	16
	Rickettsia barbariae	1
	Rickettsia conorii	38
	Rickettsia heilongjiangensis	1
	Rickettsia helvetica	44
	Rickettsia japonica	1
	Rickettsia massiliae	18
	Rickettsia monacensis	20
	Rickettsia raoultii	10
	Rickettsia rhipicephali	3
	Rickettsia sibirica	5
	Rickettsia slovaca	21
	Rickettsia spp., unspecified	48
	Rickettsia typhi	3
TBE	Flavivirus tick borne encephalitis virus (Eastern)	13
	Flavivirus tick borne encephalitis virus (Greek goat)	24
	Flavivirus tick borne encephalitis virus (Western)	8
	Tick-borne encephalitis virus (TBE)	113
Theileria	Theileria	32
	Theileria annulata	23
	Theileria buffeli	18
	Theileria equi	6
	Theileria ovis	27
	Theileria sergenti	1
	Theileria spp., unidentified	8

The present document has been produced and adopted by the bodies identified above as authors. This task has ben carried out exclusively by the authors in the context of a contract between the European Food Safety Authority and the authors, awarded following a tender procedure. The present document is published complying with the transparency principle to which the Authority is subject. It may not be considered as an output adopted by the Authority. The European food Safety Authority reserves its rights, view and position as regards the issues addressed and the conclusions reached in the present document, without prejudice to the rights of the authors.

All the host species found in publications included in the SR and the link with the tick-borne pathogens are summarized table 4. Ticks or tick-borne pathogens were found on a total of 108 host species, including mammals, birds and reptiles.

The most sampled species was the dog (*Canis lupus familiaris*) followed by cattle (*Bos taurus*) and man (*Homo sapiens*).

The present document has been produced and adopted by the bodies identified above as authors. This task has ben carried out exclusively by the authors in the context of a contract between the European Food Safety Authority and the authors, awarded following a tender procedure. The present document is published complying with the transparency principle to which the Authority is subject. It may not be considered as an output adopted by the Authority. The European food Safety Authority reserves its rights, view and position as regards the issues addressed and the conclusions reached in the present document, without prejudice to the rights of the authors.

Table 4-Association Host-Pathogen and number of record included

Host \ Pathogen	Anaplasma	Asfivirus	Babesia	Bartonella	Borrelia	Coxiella	Ehrlichia	Flavivirus	Francisella	Hepatozoon	Nairovirus	Neorickettsia	Orbivirus	Orthobunyavirus	Rickettsia	TBE	Theileria
Acrocephalus palustris					1												
Alcedo athis					1												
Alces alces	4																
Apodemus agrarius	1		1		5				1								
Apodemus flavicollis	5		2	8	25				1						2	1	
Apodemus sylvaticus	10		2	9	13				2						1	1	
Aves	5		1		7	1	1		1						1	1	
Bos taurus	46		51		7	30	13							3	14	10	37
Bovidae	1					2									2	18	
Bubalus bubalis						1											
Calidris alpina					1												
Canidae	1		1												3		
Canis lupus familiaris	46		36	21	29	10	25			11	1	4			34	1	1
Canis lupus lupus	1																
Capra aegagrus						2											
Capra aegagrus hircus	10		8			33									17	10	1
Capra ibex	1																
Capreolus capreolus	32		7		6	2	6	1								7	2
Certhia familiaris					4												
Cervidae	1				1												
Cervus elaphus	10		3			5									3		2
Cervus elaphus hispanicus	12																
Coccothraustes coccothraustes	2																
Cyanistes caeruleus	2										1						
Dama dama	4				1	1											5
Equidae	1																
Equus africanus asinus	8		6														1
Equus ferus	1		1														1
Equus ferus caballus	26		31		25	7								1	8	1	7
Erinaceidae					1												
Erinaceus europaeus	5																
Erithacus rubecula	4		4		9										3		
Felis catus	9		1	35	2		6			1		1			1		
Fringilla coelebs	2														3		
Fringilla montifringilla					1												
Gallinago gallinago					1												

The present document has been produced and adopted by the bodies identified above as authors). This task has been carried out exclusively by the author(s) in the context of a contract between the European Food Safety Authority and the author(s), awarded following a tender procedure. The present document is published complying with the transparency principle to which the Authority is subject. It may not be considered as an output adopted by the Authority. The European food Safety Authority reserves its rights, view and position as regards the issues addressed and the conclusions reached in the present document, without prejudice to the rights of the authors.

Host \ Pathogen	Anaplasma	Asfivirus	Babesia	Bartonella	Borrelia	Coxiella	Ehrlichia	Flavivirus	Francisella	Hepatozoon	Nairovirus	Neorickettsia	Orbivirus	Orthobunyavirus	Rickettsia	TBE	Theileria
Garrulus glandarius					1												
Homo sapiens	42		6	24	41	22	3	12	23		40				34	29	
Lacerta agilis					4												
Lacerta viridis					2												
Lacertidae	1				5										2		
Lepus europaeus									4								
Lepus timidus					4												
Locustella naevia					4												
Luscinia luscinia															1		
Lymnocryptes minutus					1												
Macaca fascicularis									1								
Macaca sylvanus								1									
Mammalia						3									8		10
Meles meles	1				2												
Micromys minutus				1													
Microtus agrestis	1		2	4											1	1	
Microtus arvalis	1		3	2	5				1	1					1	1	
Microtus cabrerae				1													
Microtus duodecimcostatus				1													
Microtus epiroticus	3				3												
Microtus oeconumus	1			1													
Motacilla cinerea					6												
Muridae	1		1		3				1						1		
Mus macedonicus	3				3												
Mus musculus	3		1	3	3				1							1	
Mus spretus	3			3													
Myodes glareolus	1		2	6	20				1						1	2	
Nasua nasua					1										2		
Neomys anomalus			1														
Neomys fodiens			1														
Not applicable	143		239	24	445	29	25		24	4	14				122	69	36
Oryctolagus cuniculus				1													
Ovibos moschatus						1											
Ovis aries	22		10		2	43	3	2						1	21	2	7
Ovis musimon	1				1										1		
Panthera leo	1					1									1		
Parus major	3		1		5										3		

The present document has been produced and adopted by the bodies identified above as authors). This task has been carried out exclusively by the author(s) in the context of a contract between the European Food Safety Authority and the author(s), awarded following a tender procedure. The present document is published complying with the transparency principle to which the Authority is subject. It may not be considered as an output adopted by the Authority. The European food Safety Authority reserves its rights, view and position as regards the issues addressed and the conclusions reached in the present document, without prejudice to the rights of the authors.

Host \ Pathogen	Anaplasma	Asfivirus	Babesia	Bartonella	Borrelia	Coxiella	Ehrlichia	Flavivirus	Francisella	Hepatozoon	Nairovirus	Neorickettsia	Orbivirus	Orthobunyavirus	Rickettsia	TBE	Theileria
Parus palustris															1		
Passeridae					1										2		
Phasianus colchicus									1								
Philomachus pugnax					1												
Phylloscopus collybita															1		
Phylloscopus trochilus															1		
Podarcis muralis					6												
Podarcis taurica					2												
Prunella modularis					5										1		
Pyrrhula pyrrhula															1		
Rallus acquaticus					1												
Rangifer tarandus			1														
Rattus norvegicus	2			2		1									2		
Rattus rattus	2			2	1	1			1						2		
Rodents	7		7						3						7		
Rupicapra pyrenaica	1		1														2
Rupicapra rupicapra			1				2										
Saxicola rubetra															1		
Sorex araneus	1		1	4	1											2	
Sorex minutus			1														
Sturnus vulgaris	2				1										1		
Sus scrofa	6				10										7		1
Sus scrofa domesticus	1	2	2				1								1		1
Sylvia atricapilla					7										1		
Sylvia communis					4										1		
Syncerus caffer							1										
Tamias sibiricus					5												
Troglodytes troglodytes					4										1		
Turdus iliacus	2				3										2	1	
Turdus merula	3		3		16										5		
Turdus philomelos	3		4		10		1								2		
Turdus pilaris					1												
Turdus torquatus															1		
Uria aalge													1				
Vulpes vulpes	1		1				1			5					1		1

The present document has been produced and adopted by the bodies identified above as authors). This task has been carried out exclusively by the author(s) in the context of a contract between the European Food Safety Authority and the author(s), awarded following a tender procedure. The present document is published complying with the transparency principle to which the Authority is subject. It may not be considered as an output adopted by the Authority. The European food Safety Authority reserves its rights, view and position as regards the issues addressed and the conclusions reached in the present document, without prejudice to the rights of the authors.

Tick species

The number of publications for every vector is summarized in Table 5. The most frequent studied vector was *Ixodes ricinus* followed by *Rhipicephalus bursa*, *Rhipicephalus sanguineus* and *Dermacentor marginatus.*

Table 5: number of record included per tick species.

Tick species	Number of record
Ixodes ricinus	1214
Rhipicephalus bursa	103
Rhipicephalus sanguineus	99
Dermacentor marginatus	97
Hyalomma marginatum	69
Rhipicephalus turanicus	69
Dermacentor reticulatus	56
Ixodes persulcatus	56
Haemaphysalis punctata	49
Hyalomma excavatum	37
Hyalomma lusitanicum	30
Rhipicephalus (Boophilus) annulatus	29
Hyalomma marginatum marginatum	28
Haemaphysalis sulcata	23
Haemaphysalis inermis	19
Ixodes gibbosus	19
Ixodes trianguliceps	18
Hyalomma anatolicum	17
Rhipicephalus pusillus	17
Haemaphysalis concinna	15
Argas persicus	13
Hyalomma dromedarii	11
Ixodes ventalloi	11
Ixodes hexagonus	10
Ornithodoros savignyi	10
Ixodes spp., unidentified	9
Ornithodorus tholozani	9
Hyalomma detritum	6
Ixodes arboricola	6
Ixodes rugicollis	5
Rhipicephalus sanguineus group	5
Amblyomma lepidum	4
Dermacentor spp., unidentified	4
Ixodes acuminatus	4
Rhipicephalus pulchellus	4
Ixodes frontalis	3
Hyalomma spp., unidentified	2
Boophilus kohlsi	1
Haemaphysalis parva	1
Haemaphysalis spp., unidentified	1
Hyalomma aegyptium	1

The present document has been produced and adopted by the bodies identified above as authors). This task has been carried out exclusively by the author(s) in the context of a contract between the European Food Safety Authority and the author(s), awarded following a tender procedure. The present document is published complying with the transparency principle to which the Authority is subject. It may not be considered as an output adopted by the Authority. The European food Safety Authority reserves its rights, view and position as regards the issues addressed and the conclusions reached in the present document, without prejudice to the rights of the authors.

Ixodes redikorzevi	1
Ixodes uriae	1
Ornithodoros erraticus	1
Ornithodorus spp., unidentified	1
Rhipicephalus kohlsi	1

The present document has been produced and adopted by the bodies identified above as authors). This task has been carried out exclusively by the author(s) in the context of a contract between the European Food Safety Authority and the author(s), awarded following a tender procedure. The present document is published complying with the transparency principle to which the Authority is subject. It may not be considered as an output adopted by the Authority. The European food Safety Authority reserves its rights, view and position as regards the issues addressed and the conclusions reached in the present document, without prejudice to the rights of the authors.

Table 6: Association Vector-Pathogen and number of records included.

Tick genus	Anaplasma	Babesia	Bartonella	Borrelia	Coxiella	Ehrlichia	Flavivirus	Francisella	Hepatozoon	Nairovirus	Orbivirus	Rickettsia	TBE	Theileria
Amblyomma		4												
Argas		11												
Boophilus	1	13				1							3	2
Dermacentor	21	14	1	5	14	3		2				50	2	6
Haemaphysalis	10	14	1		10	2						21		16
Hyalomma	21	35		5	21	8		4		7		34	4	9
Ixodes	169	159	18	571	15	25	1	14	4	2	1	124	77	10
Ornithodorus s		10		9								1		
Rhipicephalus	41	34	3	6	25	15		6	1			59	11	15

Quality assesment

During the data analysis a methodological quality assessment of every publication was performed. The results are summarized in table 7.

Table 7: Publications that fill the quality criteria.

Quality question	Number of publication
Q1- The study was carried out of a period of minimum one year (at least two samples in two different month) or one vector season?	330
Q2- The identification of the vector was at least at the species level with standard morphological key or PCR on 12s, 16s or 18s genes?	137
Q3- The diagnostic test used to detect the pathogen was a diagnostic test indicated in the OIE manual or the pathogen was confirmed by a national or international reference laboratory?	132
Q4- The pathogen is clearly linked with the vector (e.g. the pathogen is found in the vector by PCR or isolation)?	179

The number of publication that fulfil four or less quality criteria are shown in table 8 and 9.

Table 8: Number of publication that fulfil four or less quality criteria for vectors.

Vector	Total
Number of publications with no quality criteria	159
Number of publications with one quality criteria	275
Number of publications with two quality criteria	96

Table 9 Number of publication that fulfil four or less quality criteria for pathogens.

Pathogen	Total
Number of publications with no quality criteria	271
Number of publications with one quality criteria	207
Number of publications with two quality criteria	52

The present document has been produced and adopted by the bodies identified above as authors). This task has been carried out exclusively by the author(s) in the context of a contract between the European Food Safety Authority and the author(s), awarded following a tender procedure. The present document is published complying with the transparency principle to which the Authority is subject. It may not be considered as an output adopted by the Authority. The European food Safety Authority reserves its rights, view and position as regards the issues addressed and the conclusions reached in the present document, without prejudice to the rights of the authors.

CONCLUSIONS/ GEOGRAPHIC DATA

All the publications included in the SR provided geographic information at first, second or third administrative level (NUTS 1-2-3 or HASC 1-2).
The WG decide to map the main tick species and the main pathogen found in this SR. Minor informations are summarized in table 10 and 11. Maps represent the geographic area included in the SR and quality citeria applied at ticks and tick-borne pathogens. When a tick-borne agent had a known main vector (e.g. *I. ricinus* for TBEV) the map displays both the occurrence of the pathogen and the vector. In other cases, such as Babesia, Coxiella or Theileria, the pathogen had more than one tick vector and the map display only the occurrence of the disease agent.

Maps of Tick species

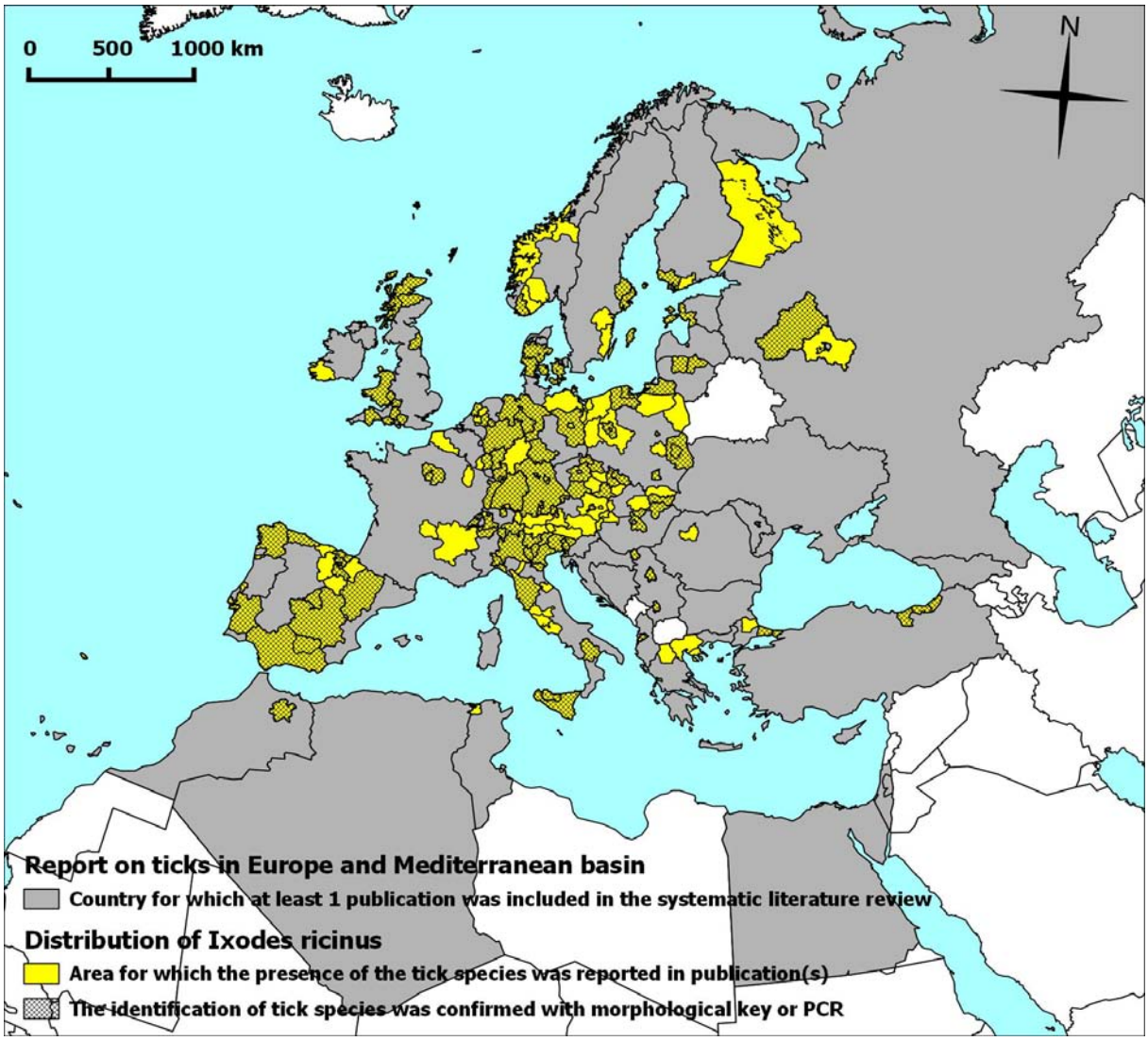

Figure 3: Records of *I. ricinus* in the last 10 years.

The present document has been produced and adopted by the bodies identified above as authors). This task has been carried out exclusively by the author(s) in the context of a contract between the European Food Safety Authority and the author(s), awarded following a tender procedure. The present document is published complying with the transparency principle to which the Authority is subject. It may not be considered as an output adopted by the Authority. The European food Safety Authority reserves its rights, view and position as regards the issues addressed and the conclusions reached in the present document, without prejudice to the rights of the authors.

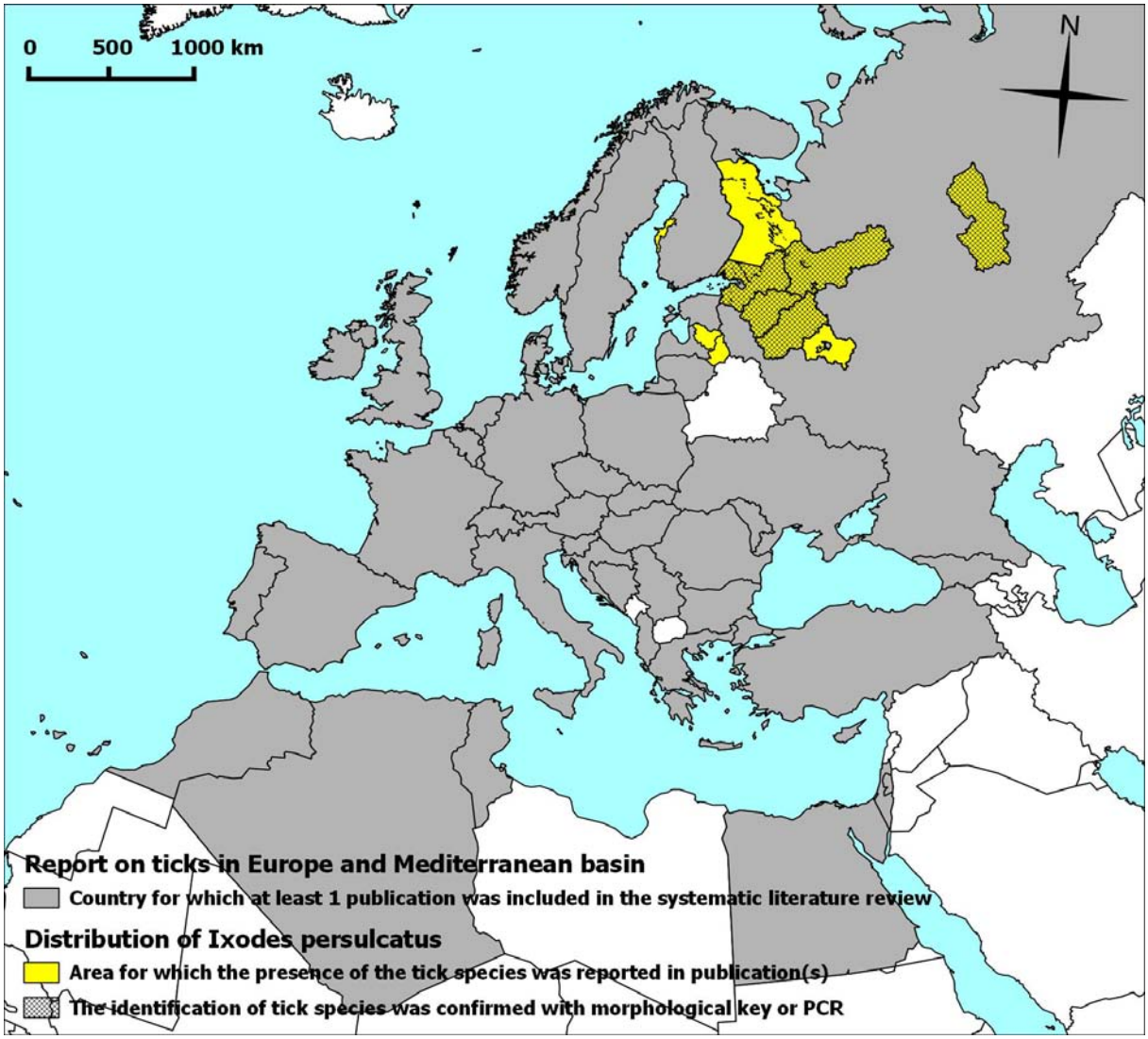

Figure 4: Records of *I. persulcatus* in the last 10 years.

The present document has been produced and adopted by the bodies identified above as authors). This task has been carried out exclusively by the author(s) in the context of a contract between the European Food Safety Authority and the author(s), awarded following a tender procedure. The present document is published complying with the transparency principle to which the Authority is subject. It may not be considered as an output adopted by the Authority. The European food Safety Authority reserves its rights, view and position as regards the issues addressed and the conclusions reached in the present document, without prejudice to the rights of the authors.

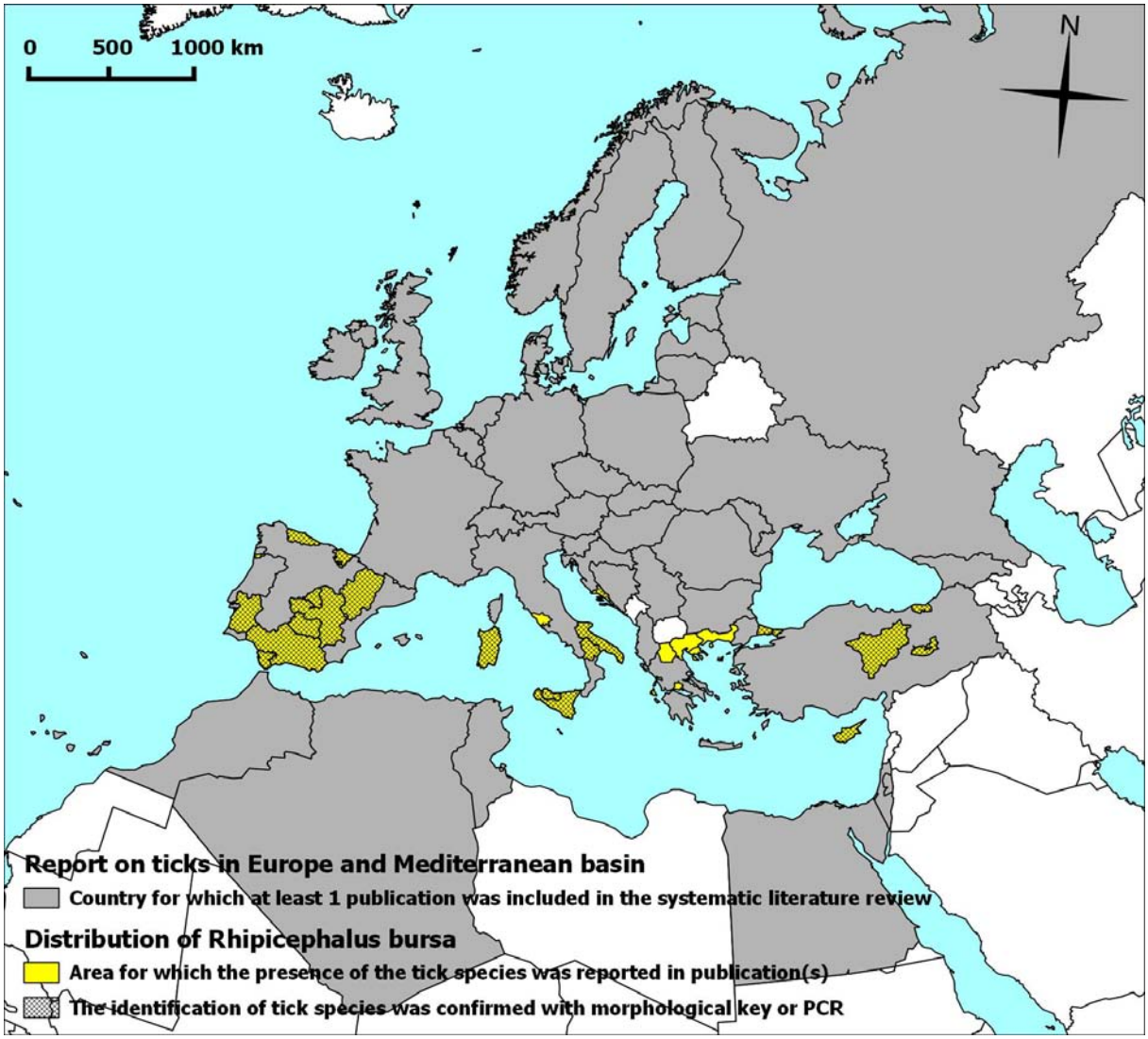

Figure 5: Records of *R. bursa* in the last 10 years.

The present document has been produced and adopted by the bodies identified above as authors). This task has been carried out exclusively by the author(s) in the context of a contract between the European Food Safety Authority and the author(s), awarded following a tender procedure. The present document is published complying with the transparency principle to which the Authority is subject. It may not be considered as an output adopted by the Authority. The European food Safety Authority reserves its rights, view and position as regards the issues addressed and the conclusions reached in the present document, without prejudice to the rights of the authors.

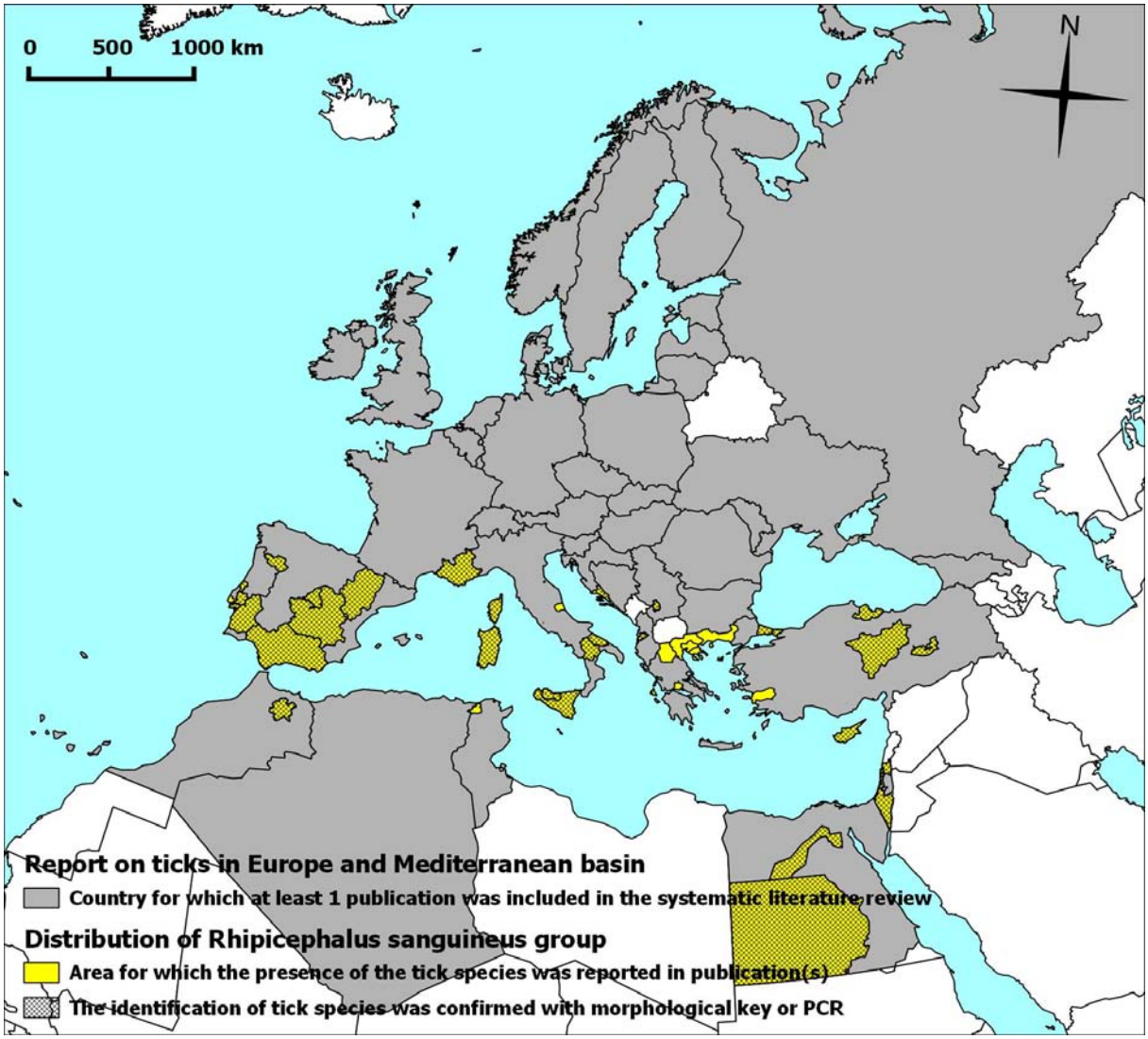

Figure 6: Records of *R. sanguineus* group (*R. sanguineus* and *R. turanicus*) in the last 10 years.

The present document has been produced and adopted by the bodies identified above as authors). This task has been carried out exclusively by the author(s) in the context of a contract between the European Food Safety Authority and the author(s), awarded following a tender procedure. The present document is published complying with the transparency principle to which the Authority is subject. It may not be considered as an output adopted by the Authority. The European food Safety Authority reserves its rights, view and position as regards the issues addressed and the conclusions reached in the present document, without prejudice to the rights of the authors.

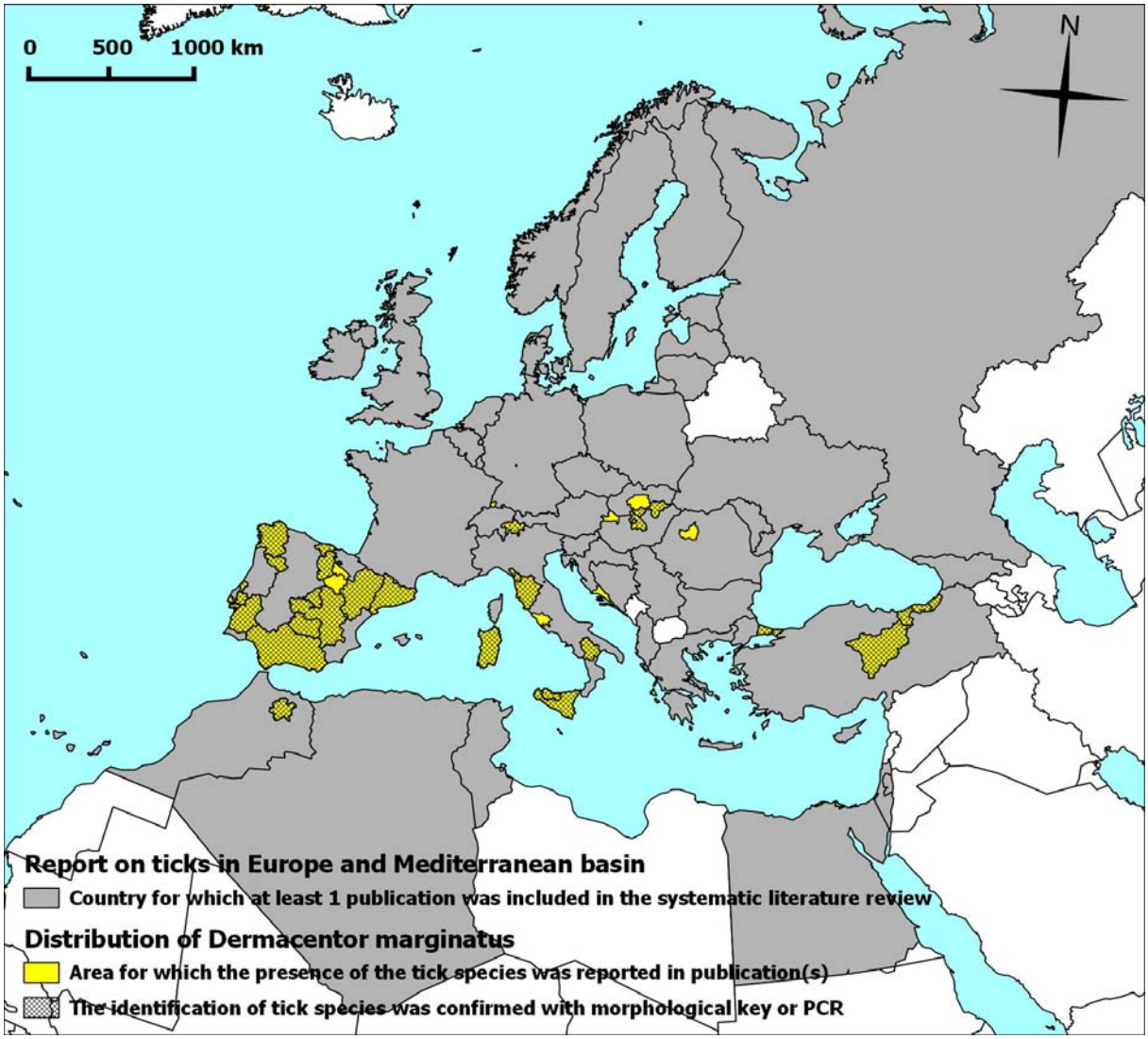

Figure 7: Records of *D. marginatus* in the last 10 years.

The present document has been produced and adopted by the bodies identified above as authors). This task has been carried out exclusively by the author(s) in the context of a contract between the European Food Safety Authority and the author(s), awarded following a tender procedure. The present document is published complying with the transparency principle to which the Authority is subject. It may not be considered as an output adopted by the Authority. The European food Safety Authority reserves its rights, view and position as regards the issues addressed and the conclusions reached in the present document, without prejudice to the rights of the authors.

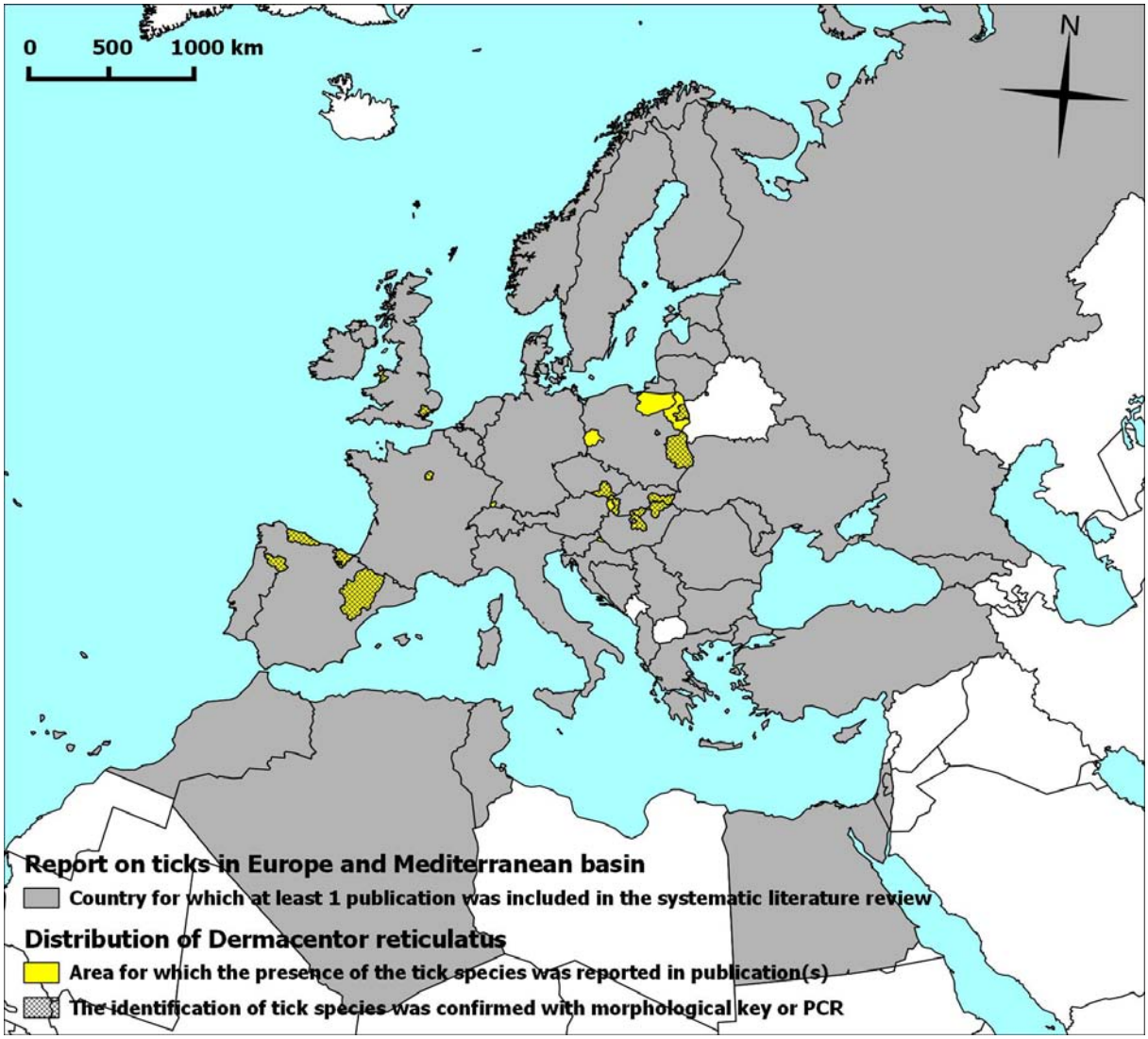

Figure 8: Records of *D. reticulatus* in the last 10 years.

The present document has been produced and adopted by the bodies identified above as authors). This task has been carried out exclusively by the author(s) in the context of a contract between the European Food Safety Authority and the author(s), awarded following a tender procedure. The present document is published complying with the transparency principle to which the Authority is subject. It may not be considered as an output adopted by the Authority. The European food Safety Authority reserves its rights, view and position as regards the issues addressed and the conclusions reached in the present document, without prejudice to the rights of the authors.

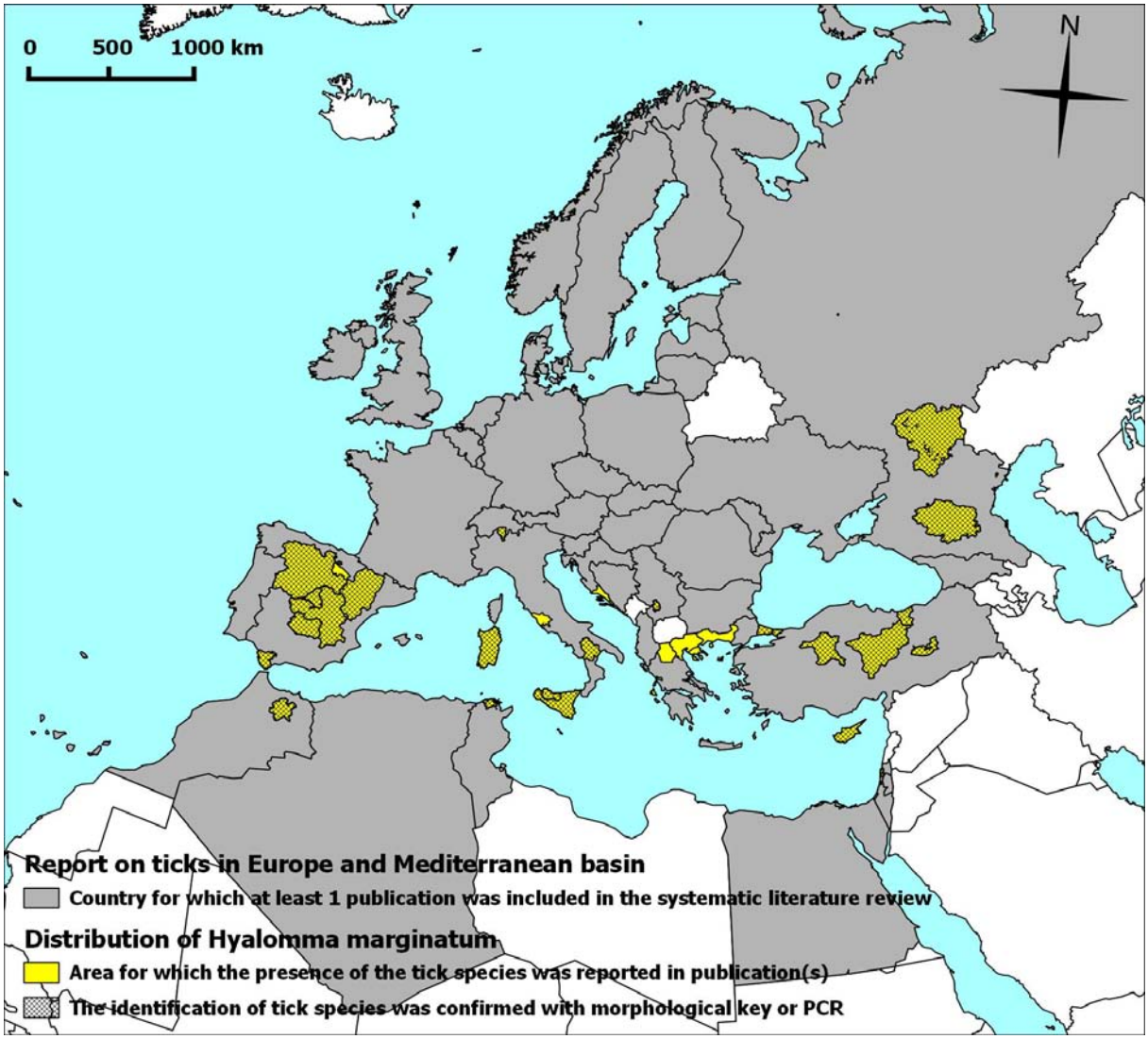

Figure 9: Records of *H. marginatum* in the last 10 years.

The present document has been produced and adopted by the bodies identified above as authors). This task has been carried out exclusively by the author(s) in the context of a contract between the European Food Safety Authority and the author(s), awarded following a tender procedure. The present document is published complying with the transparency principle to which the Authority is subject. It may not be considered as an output adopted by the Authority. The European food Safety Authority reserves its rights, view and position as regards the issues addressed and the conclusions reached in the present document, without prejudice to the rights of the authors.

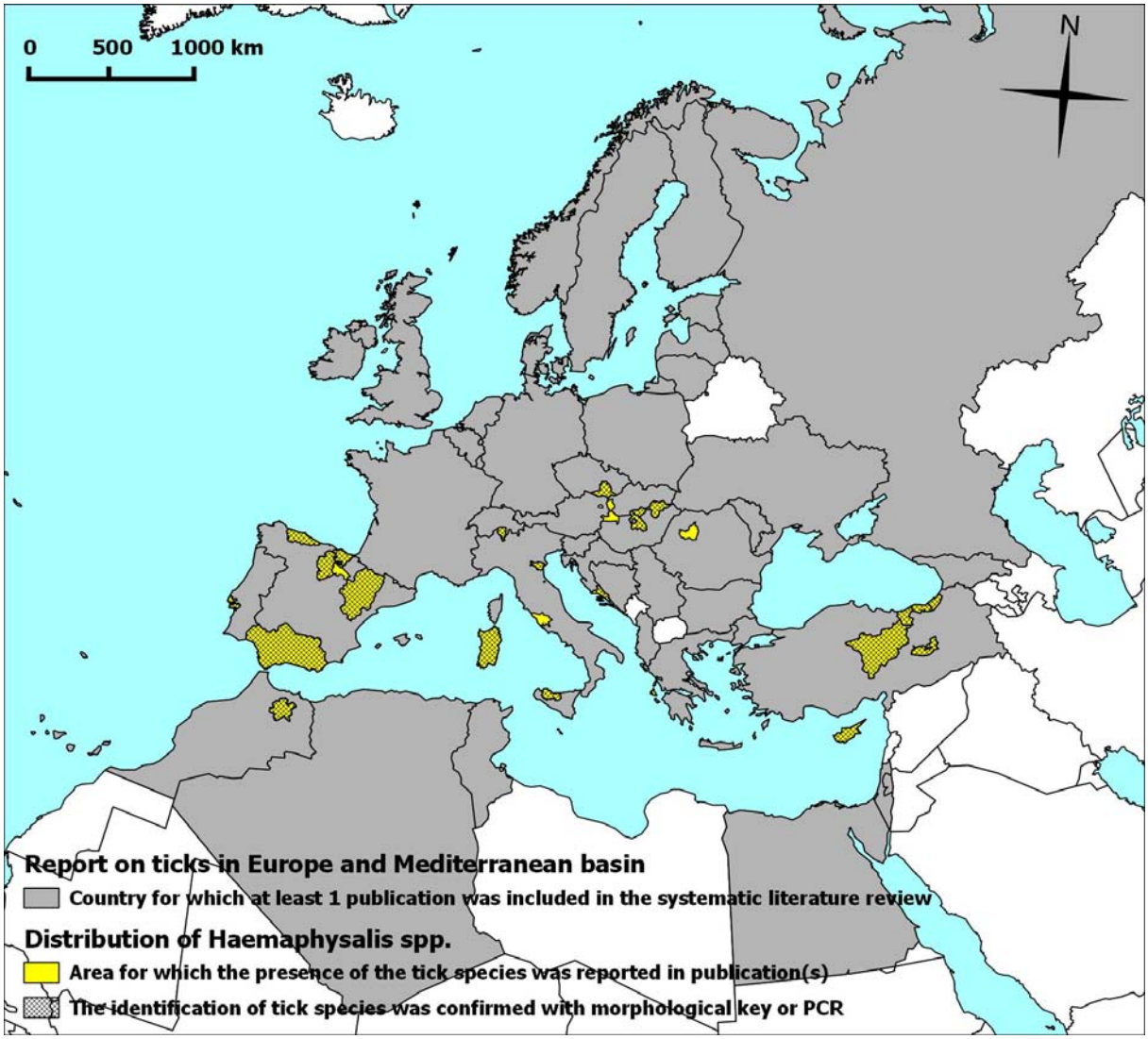

Figure 10: Records of *Haemaphysalis spp.* in the last 10 years- This map includes: *Haemaphysalis concinna, Haemaphysalis inermis, Haemaphysalis parva, Haemaphysalis punctata, Haemaphysalis sulcata, Haemaphysalis spp., unidentified.*

The present document has been produced and adopted by the bodies identified above as authors). This task has been carried out exclusively by the author(s) in the context of a contract between the European Food Safety Authority and the author(s), awarded following a tender procedure. The present document is published complying with the transparency principle to which the Authority is subject. It may not be considered as an output adopted by the Authority. The European food Safety Authority reserves its rights, view and position as regards the issues addressed and the conclusions reached in the present document, without prejudice to the rights of the authors.

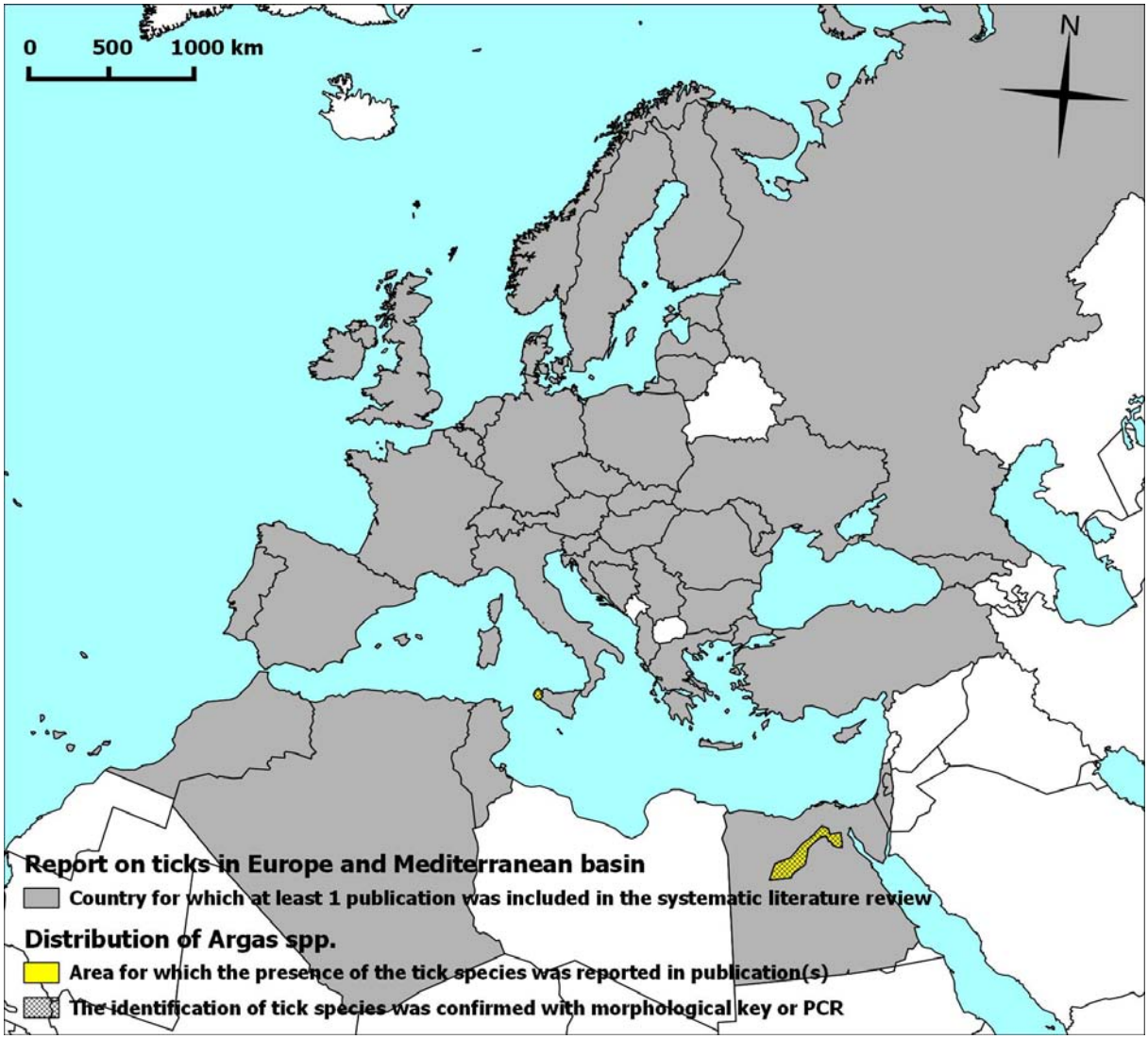

Figure 11: Records of *Argas spp.* in the last 10 years. This map includes only *Argas persicus* species.

The present document has been produced and adopted by the bodies identified above as authors). This task has been carried out exclusively by the author(s) in the context of a contract between the European Food Safety Authority and the author(s), awarded following a tender procedure. The present document is published complying with the transparency principle to which the Authority is subject. It may not be considered as an output adopted by the Authority. The European food Safety Authority reserves its rights, view and position as regards the issues addressed and the conclusions reached in the present document, without prejudice to the rights of the authors.

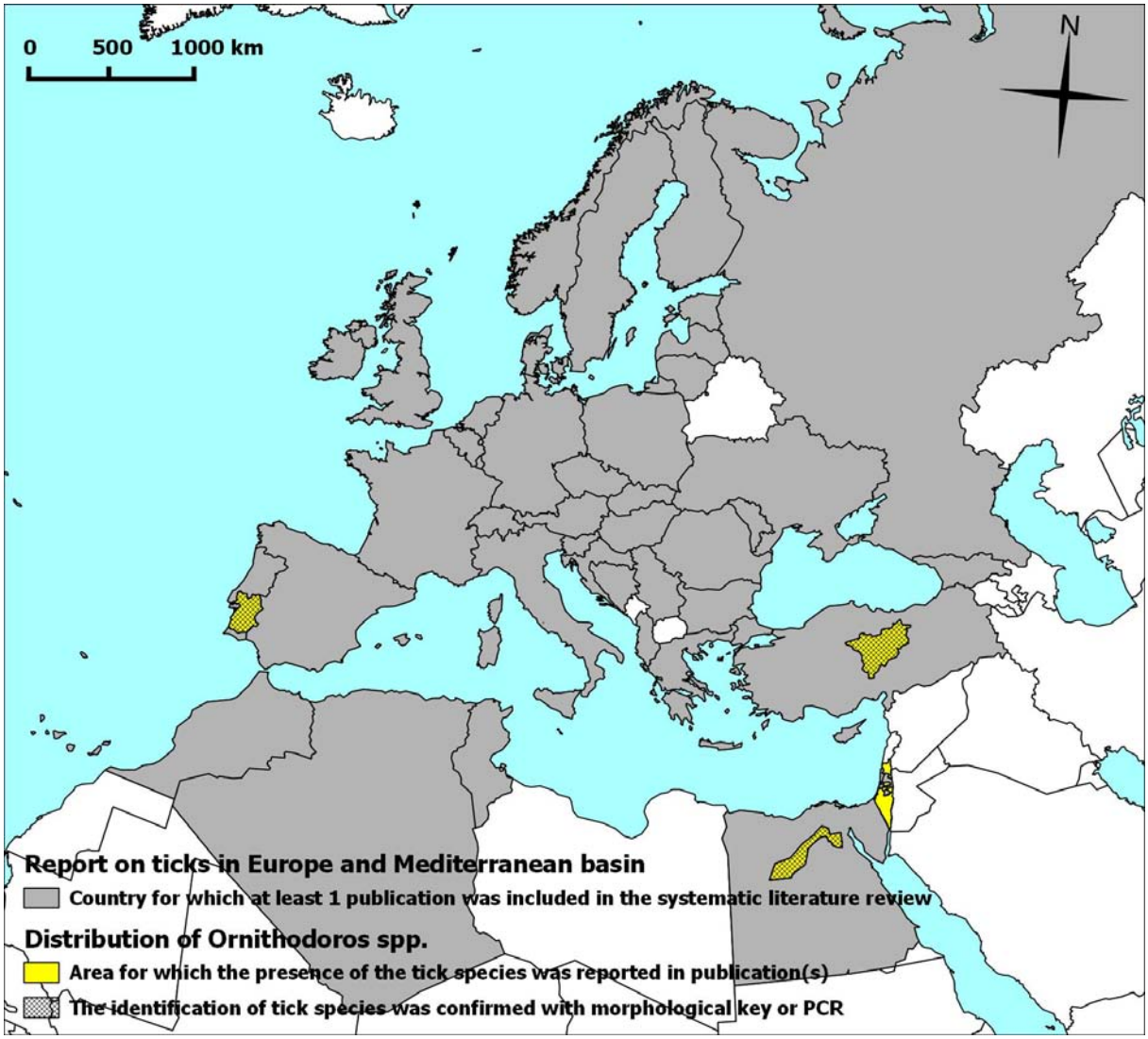

Figure 12: Records of *Ornithodoros spp.* in the last 10 years- This map includes: *Ornithodorus tholozani, Ornithodoros savignyi, Ornithodoros erraticus, Ornithodorus spp*., unidentified.

The present document has been produced and adopted by the bodies identified above as authors). This task has been carried out exclusively by the author(s) in the context of a contract between the European Food Safety Authority and the author(s), awarded following a tender procedure. The present document is published complying with the transparency principle to which the Authority is subject. It may not be considered as an output adopted by the Authority. The European food Safety Authority reserves its rights, view and position as regards the issues addressed and the conclusions reached in the present document, without prejudice to the rights of the authors.

Table 10- Other tick species not displayed in the maps

Tick specis	Country	Number of record	Number of refence(s)
Amblyomma lepidum	Egypt	4	5
Hyalomma aegyptium	Turkey	1	489
Hyalomma anatolicum	Cyprus	8	51
			188
	Egypt	2	254
	Turkey	7	9
			76
			186
			187
			405
Hyalomma detritum	Tunisia	2	401
	Turkey	4	1
			186
			405
Hyalomma dromedarii	Egypt	11	5
Hyalomma excavatum	Egypt	11	5
	Greece	19	359
			360
	Spain	1	385
	Tunisia		401
	Turkey	5	9
			186
			187
			405
Hyalomma lusitanicum	Italy	11	62
			63
			122
			478
			483
	Portugal	3	298
			397

The present document has been produced and adopted by the bodies identified above as authors). This task has been carried out exclusively by the author(s) in the context of a contract between the European Food Safety Authority and the author(s), awarded following a tender procedure. The present document is published complying with the transparency principle to which the Authority is subject. It may not be considered as an output adopted by the Authority. The European food Safety Authority reserves its rights, view and position as regards the issues addressed and the conclusions reached in the present document, without prejudice to the rights of the authors.

	Spain	16	273
			385
			473
			474
Hyalomma spp., unidentified	Cyprus	1	361
	Egypt		254
Ixodes acuminatus	France		499
	Greece		332
Ixodes acuminatus	Poland	1	333
	Switzerland		250
Ixodes arboricola	Czech Republic	6	249
Ixodes frontalis	Switzerland	3	271
Ixodes gibbosus	Cyprus	5	51
			188
	Greece	14	332
			360
Ixodes hexagonus	Italy	1	478
	Poland		144
	Portugal	2	397
	Slovakia	1	262
	Spain	4	253
	Turkey	1	10
Ixodes redikorzevi	France		372
Ixodes rugicollis	Poland	4	426
	Spain	1	273
Ixodes spp., unidentified		2	60
	Switzerland	4	353
	Turkey	3	10
Ixodes trianguliceps	France	1	499
	Poland	5	145
	Slovakia	2	484
	Spain	1	253
	Switzerland	9	33
Ixodes uriae	United Kingdom	1	312

The present document has been produced and adopted by the bodies identified above as authors). This task has been carried out exclusively by the author(s) in the context of a contract between the European Food Safety Authority and the author(s), awarded following a tender procedure. The present document is published complying with the transparency principle to which the Authority is subject. It may not be considered as an output adopted by the Authority. The European food Safety Authority reserves its rights, view and position as regards the issues addressed and the conclusions reached in the present document, without prejudice to the rights of the authors.

Ixodes ventalloi	Cyprus	3	51
			188
	Portugal	6	395
			397
	Spain	2	273
Rhipicephalus (Boophilus) annulatus	Egypt	4	254
		10	5
	Greece	1	199
		3	328
			332
	Spain	2	65
			385
	Turkey		186
			187
	Italy	7	62
			122
Rhipicephalus kohlsi	Israel	1	505
Rhipicephalus pulchellus	Egypt	4	5
Rhipicephalus pusillus	Cyprus	2	51
			188
	Portugal		397
	Spain	13	273
			385
			473
			474

The present document has been produced and adopted by the bodies identified above as authors). This task has been carried out exclusively by the author(s) in the context of a contract between the European Food Safety Authority and the author(s), awarded following a tender procedure. The present document is published complying with the transparency principle to which the Authority is subject. It may not be considered as an output adopted by the Authority. The European food Safety Authority reserves its rights, view and position as regards the issues addressed and the conclusions reached in the present document, without prejudice to the rights of the authors.

Maps of tick-borne disease agents

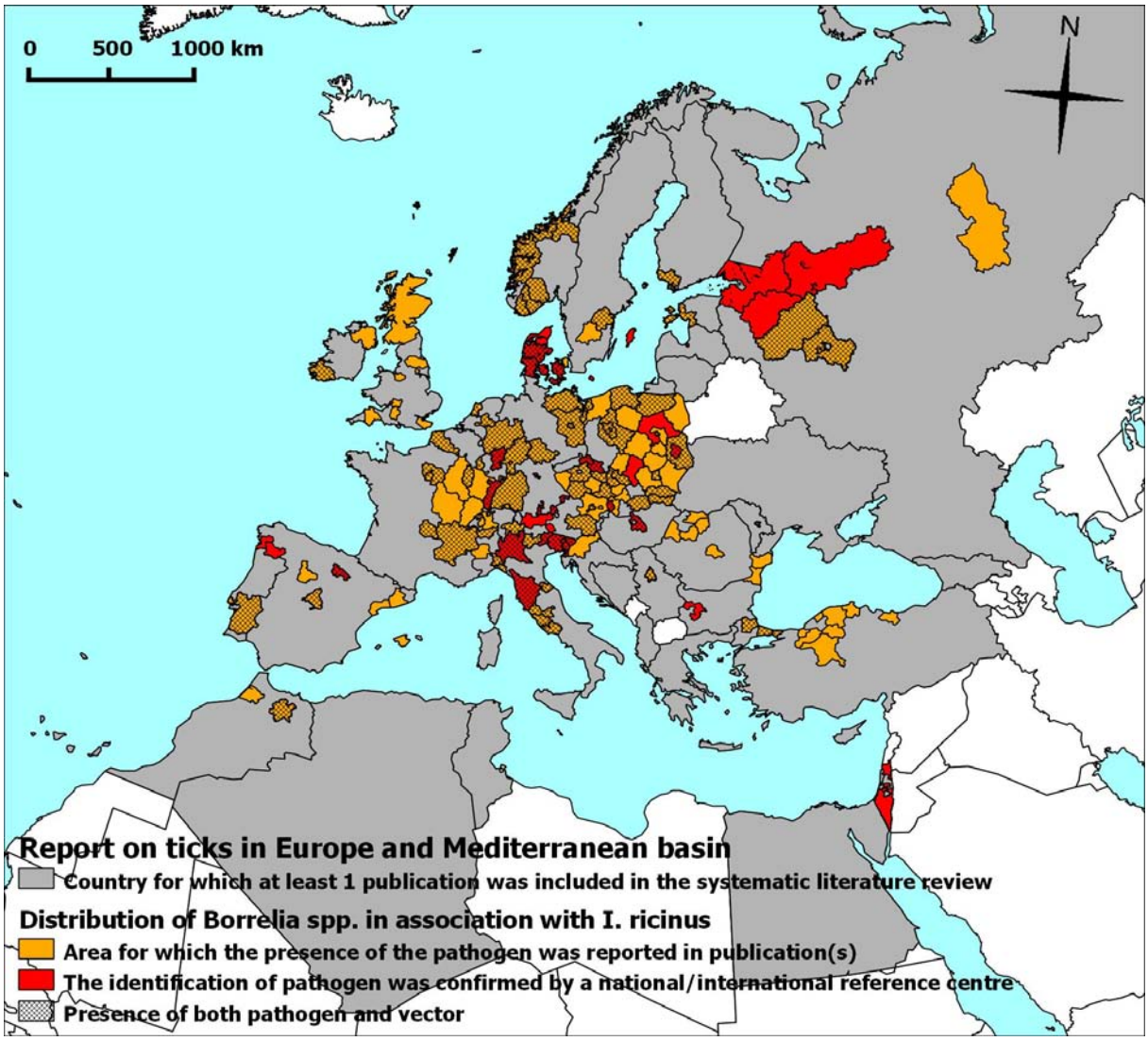

Figure 13: Records on *Borrelia spp.* in the last 10 years- This map includes *Borrelia afzelii Borrelia burgdorferi, Borrelia canis, Borrelia garinii , Borrelia hispanica, Borrelia lusitaniae, Borrelia miyamotoi, Borrelia persica, Borrelia spielmanii, Borrelia valaisiana and Borrelia spp., unspecified.*

The present document has been produced and adopted by the bodies identified above as authors). This task has been carried out exclusively by the author(s) in the context of a contract between the European Food Safety Authority and the author(s), awarded following a tender procedure. The present document is published complying with the transparency principle to which the Authority is subject. It may not be considered as an output adopted by the Authority. The European food Safety Authority reserves its rights, view and position as regards the issues addressed and the conclusions reached in the present document, without prejudice to the rights of the authors.

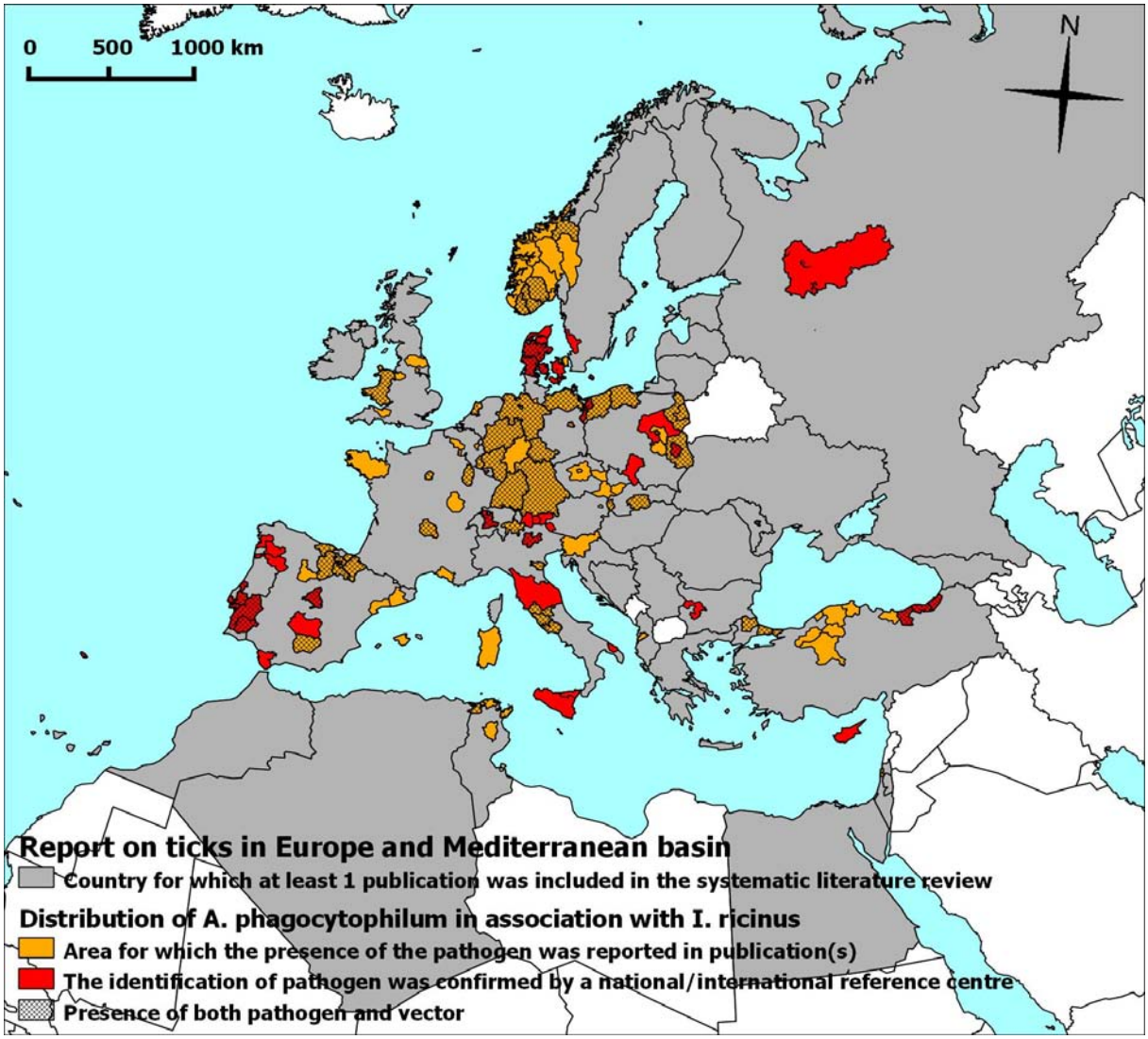

Figure 14: Records on *Anaplasma phagocytophilum* in the last 10 years.

The present document has been produced and adopted by the bodies identified above as authors). This task has been carried out exclusively by the author(s) in the context of a contract between the European Food Safety Authority and the author(s), awarded following a tender procedure. The present document is published complying with the transparency principle to which the Authority is subject. It may not be considered as an output adopted by the Authority. The European food Safety Authority reserves its rights, view and position as regards the issues addressed and the conclusions reached in the present document, without prejudice to the rights of the authors.

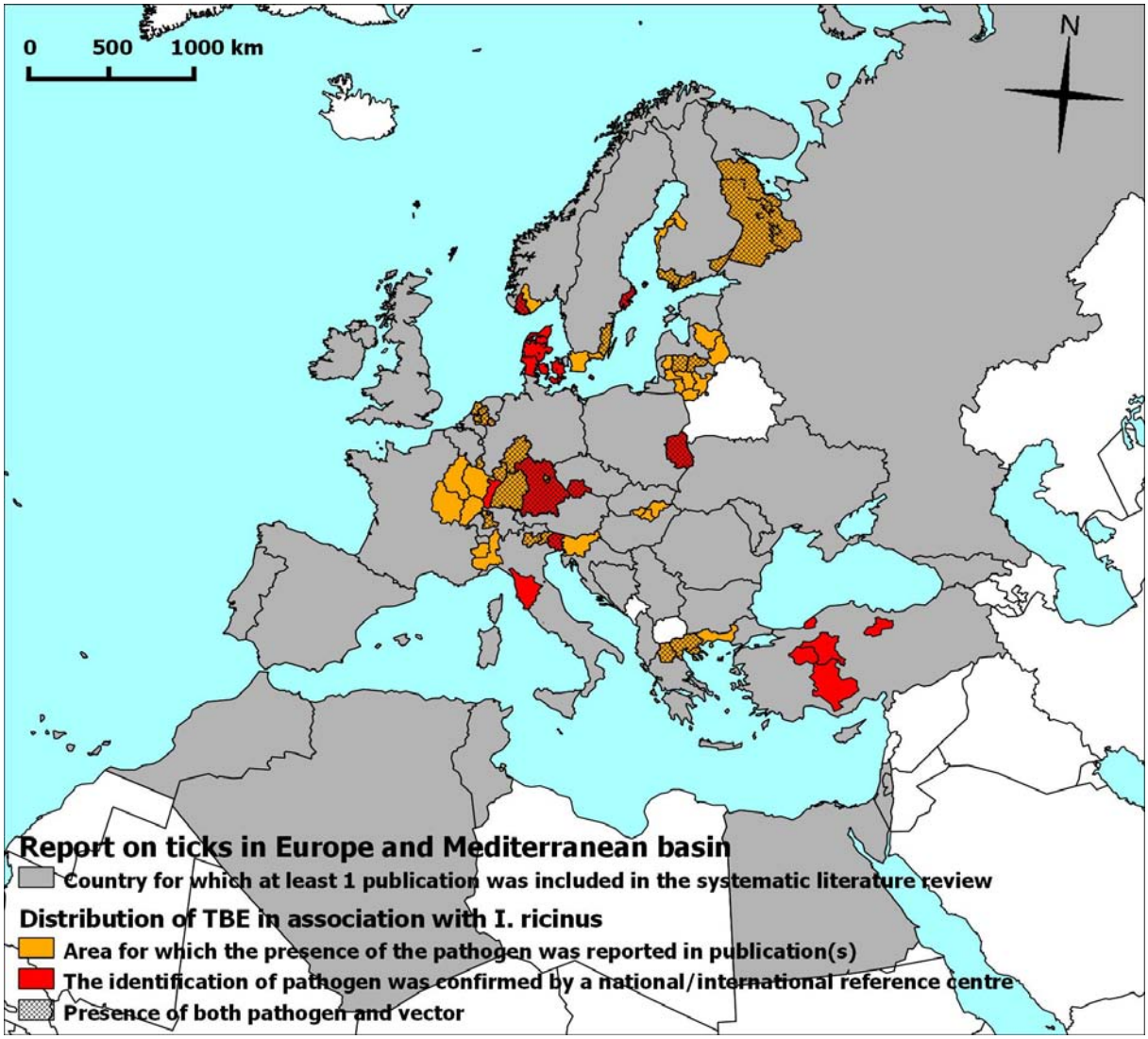

Figure 15: Records on *Tick-borne Encephalitis* in the last 10 years.

The present document has been produced and adopted by the bodies identified above as authors). This task has been carried out exclusively by the author(s) in the context of a contract between the European Food Safety Authority and the author(s), awarded following a tender procedure. The present document is published complying with the transparency principle to which the Authority is subject. It may not be considered as an output adopted by the Authority. The European food Safety Authority reserves its rights, view and position as regards the issues addressed and the conclusions reached in the present document, without prejudice to the rights of the authors.

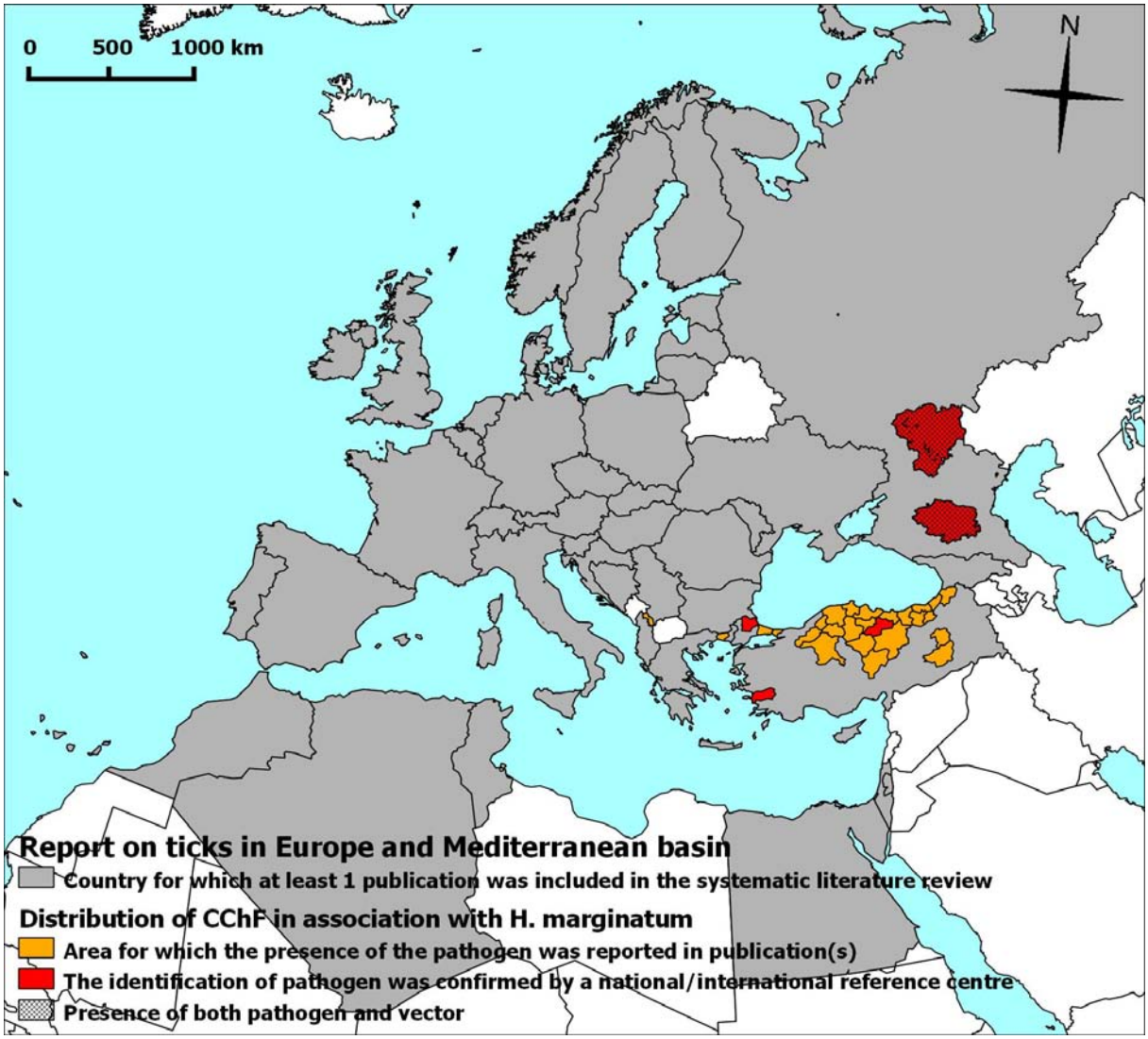

Figure 16: Records on *Crimean Congo Haemorrhagic Fever* in the last 10 years.

The present document has been produced and adopted by the bodies identified above as authors). This task has been carried out exclusively by the author(s) in the context of a contract between the European Food Safety Authority and the author(s), awarded following a tender procedure. The present document is published complying with the transparency principle to which the Authority is subject. It may not be considered as an output adopted by the Authority. The European food Safety Authority reserves its rights, view and position as regards the issues addressed and the conclusions reached in the present document, without prejudice to the rights of the authors.

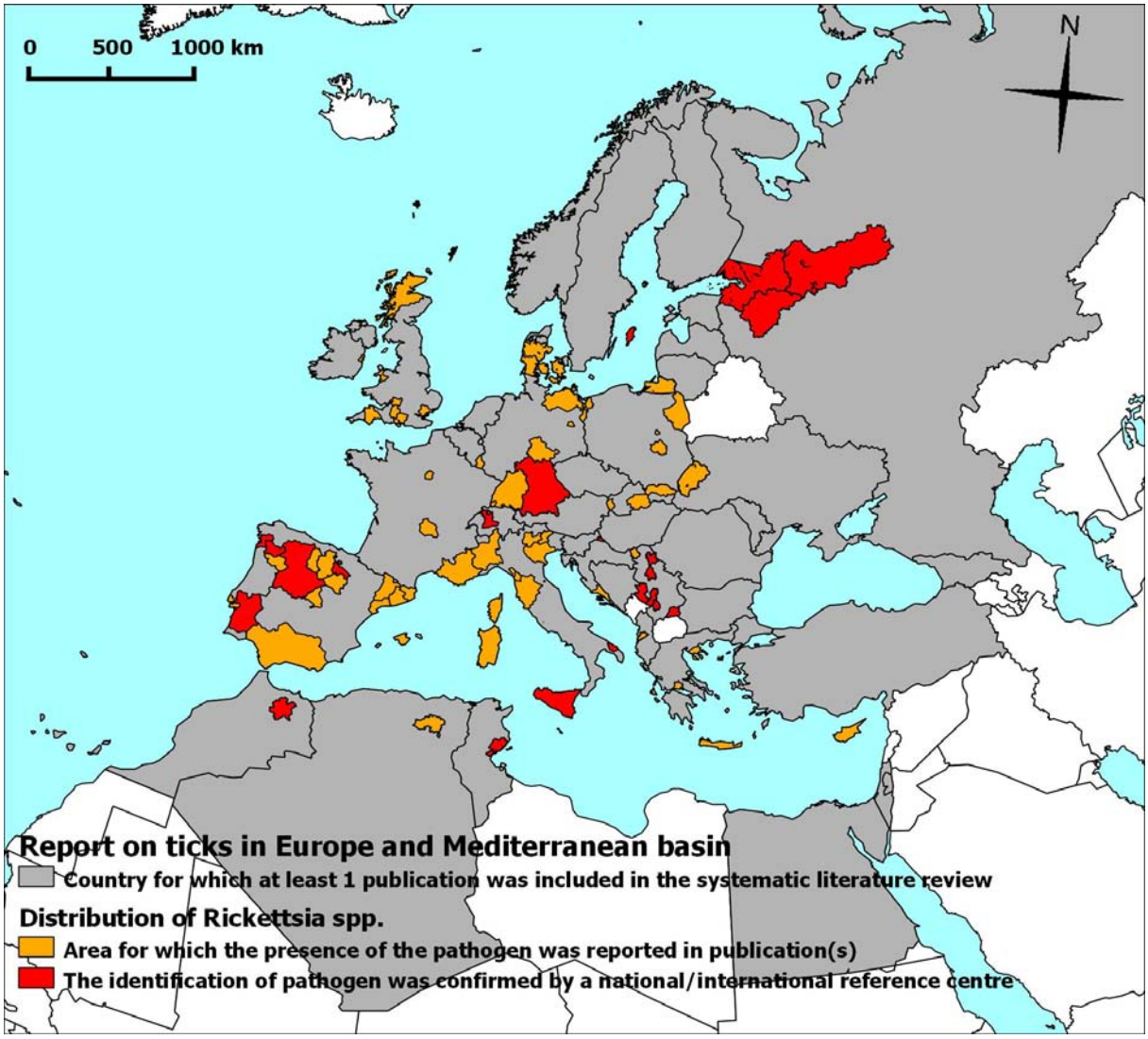

Figure 17: Records on *Rickettsia spp.* in the last 10 years. This map includes *Rickettsia aeschlimannii* , *Rickettsia barbariae, Rickettsia conorii, Rickettsia heilongjiangensis, Rickettsia helvetica, Rickettsia japonica, Rickettsia massiliae, Rickettsia monacensis, Rickettsia raoultii, Rickettsia rhipicephali, Rickettsia sibirica, Rickettsia slovaca, Rickettsia typhi and Rickettsia spp.*, unspecified.

The present document has been produced and adopted by the bodies identified above as authors). This task has been carried out exclusively by the author(s) in the context of a contract between the European Food Safety Authority and the author(s), awarded following a tender procedure. The present document is published complying with the transparency principle to which the Authority is subject. It may not be considered as an output adopted by the Authority. The European food Safety Authority reserves its rights, view and position as regards the issues addressed and the conclusions reached in the present document, without prejudice to the rights of the authors.

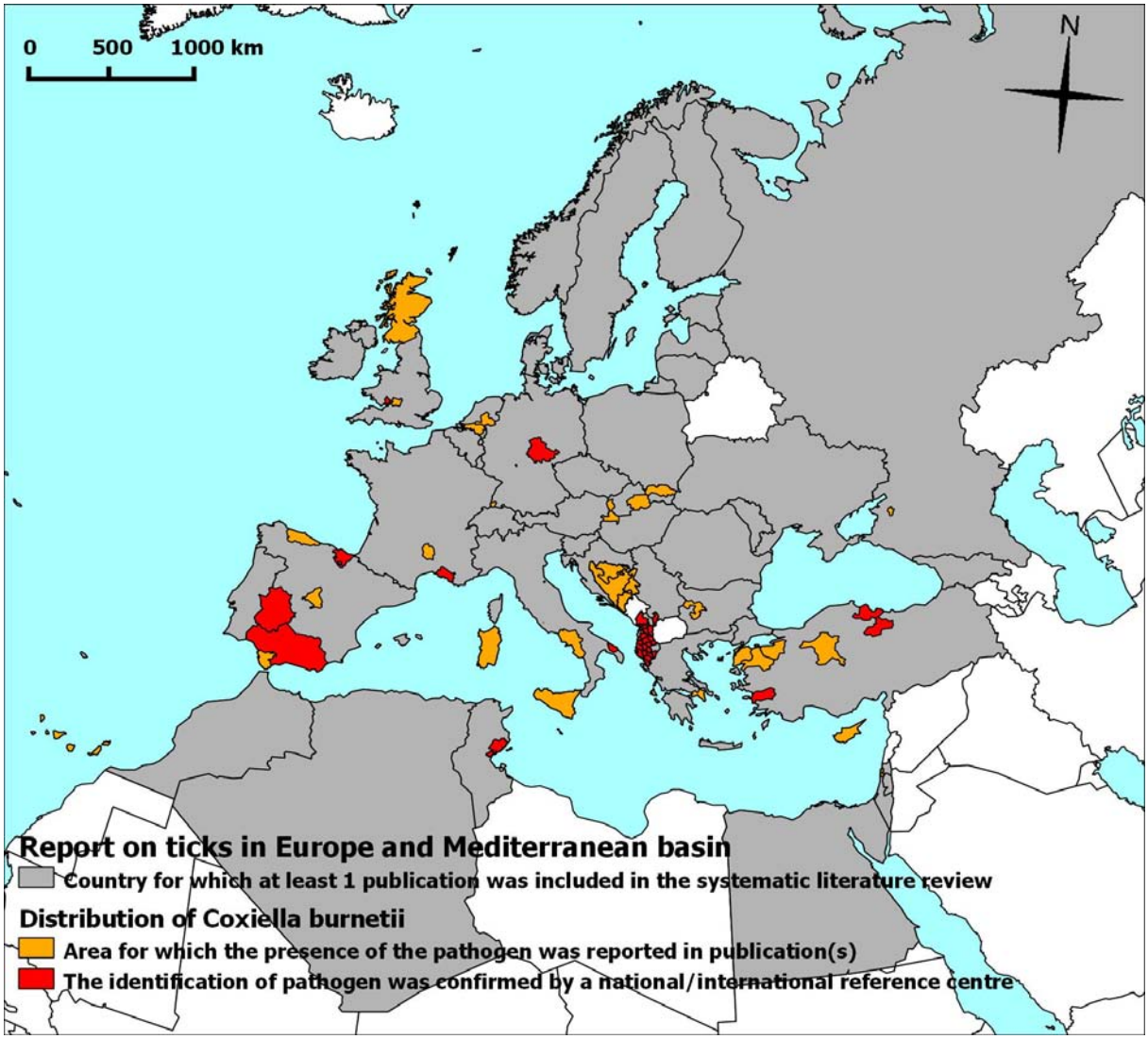

Figure 18: Records on *Coxiella burnetii* in the last 10 years.

The present document has been produced and adopted by the bodies identified above as authors). This task has been carried out exclusively by the author(s) in the context of a contract between the European Food Safety Authority and the author(s), awarded following a tender procedure. The present document is published complying with the transparency principle to which the Authority is subject. It may not be considered as an output adopted by the Authority. The European food Safety Authority reserves its rights, view and position as regards the issues addressed and the conclusions reached in the present document, without prejudice to the rights of the authors.

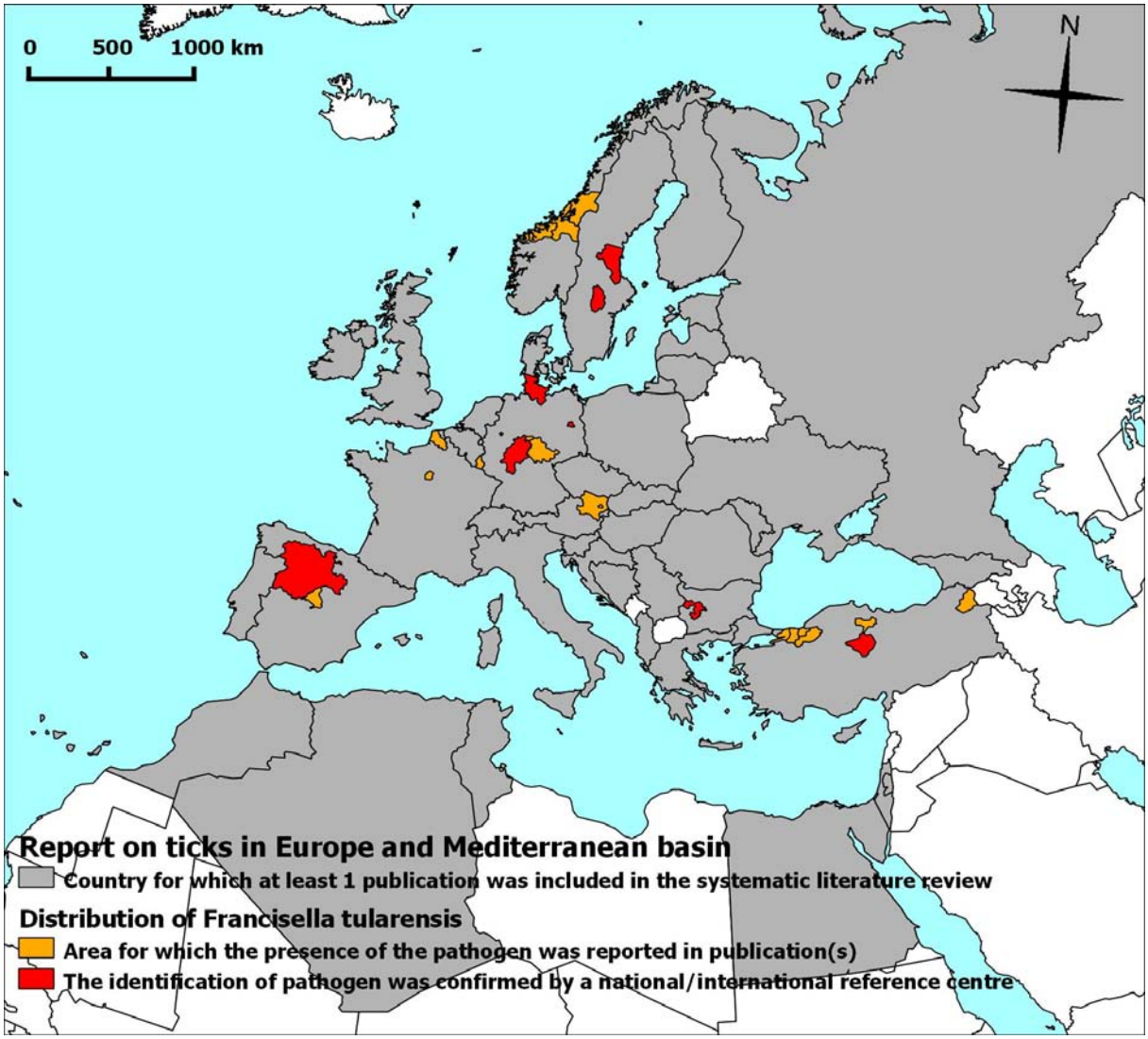

Figure 19: Records on *Francisella tularensis* in the last 10 years.

The present document has been produced and adopted by the bodies identified above as authors). This task has been carried out exclusively by the author(s) in the context of a contract between the European Food Safety Authority and the author(s), awarded following a tender procedure. The present document is published complying with the transparency principle to which the Authority is subject. It may not be considered as an output adopted by the Authority. The European food Safety Authority reserves its rights, view and position as regards the issues addressed and the conclusions reached in the present document, without prejudice to the rights of the authors.

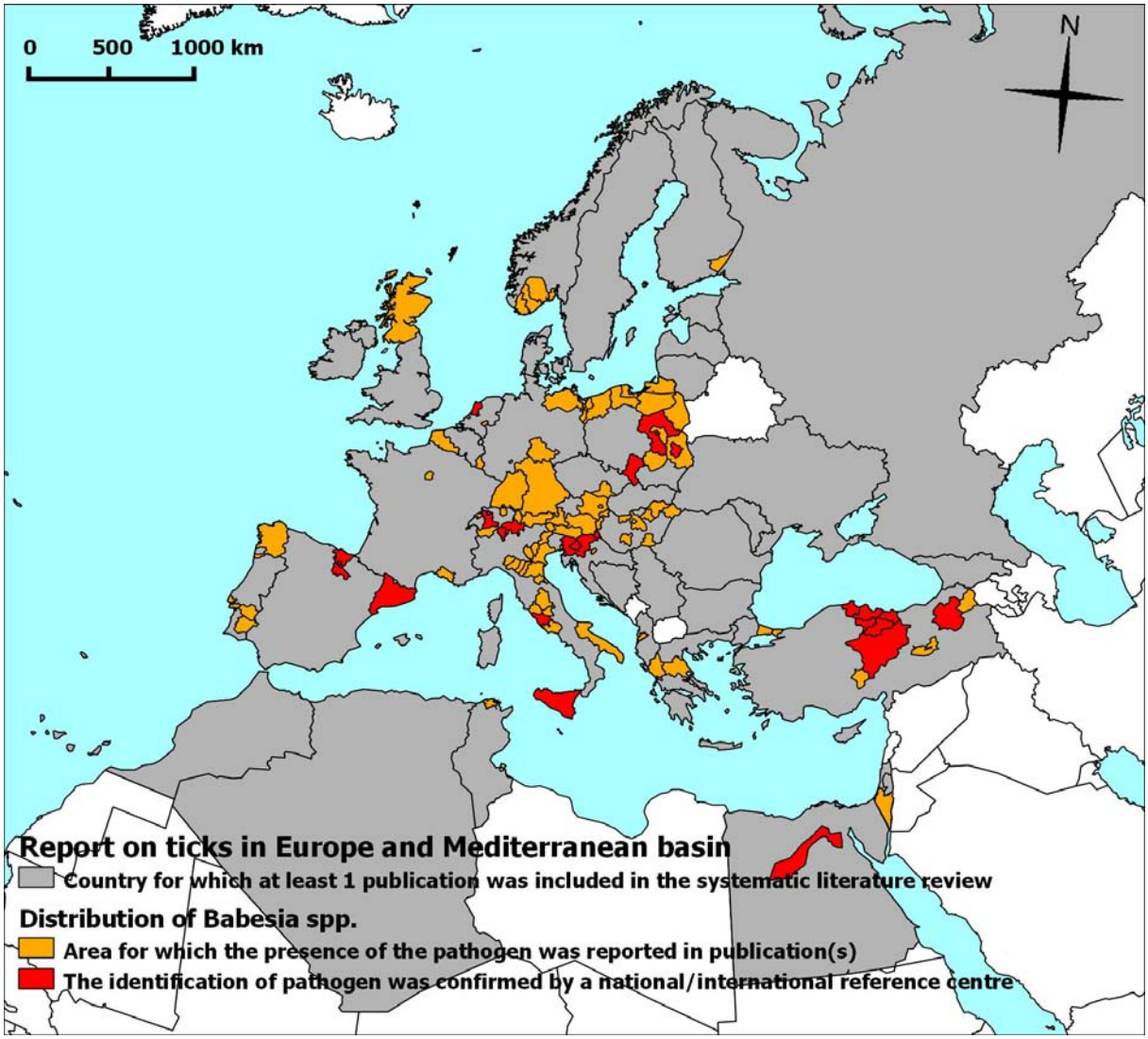

Figure 20: Records on *Babesia spp.* in the last 10 years- This map includes *Babesia bigemina, Babesia bovis, Babesia caballi , Babesia canis , Babesia capreoli , Babesia divergens , Babesia equi, Babesia EU1, Babesia gibsoni, Babesia major , Babesia microti, Babesia ovis, Babesia spp., unidentified.*

The present document has been produced and adopted by the bodies identified above as authors). This task has been carried out exclusively by the author(s) in the context of a contract between the European Food Safety Authority and the author(s), awarded following a tender procedure. The present document is published complying with the transparency principle to which the Authority is subject. It may not be considered as an output adopted by the Authority. The European food Safety Authority reserves its rights, view and position as regards the issues addressed and the conclusions reached in the present document, without prejudice to the rights of the authors.

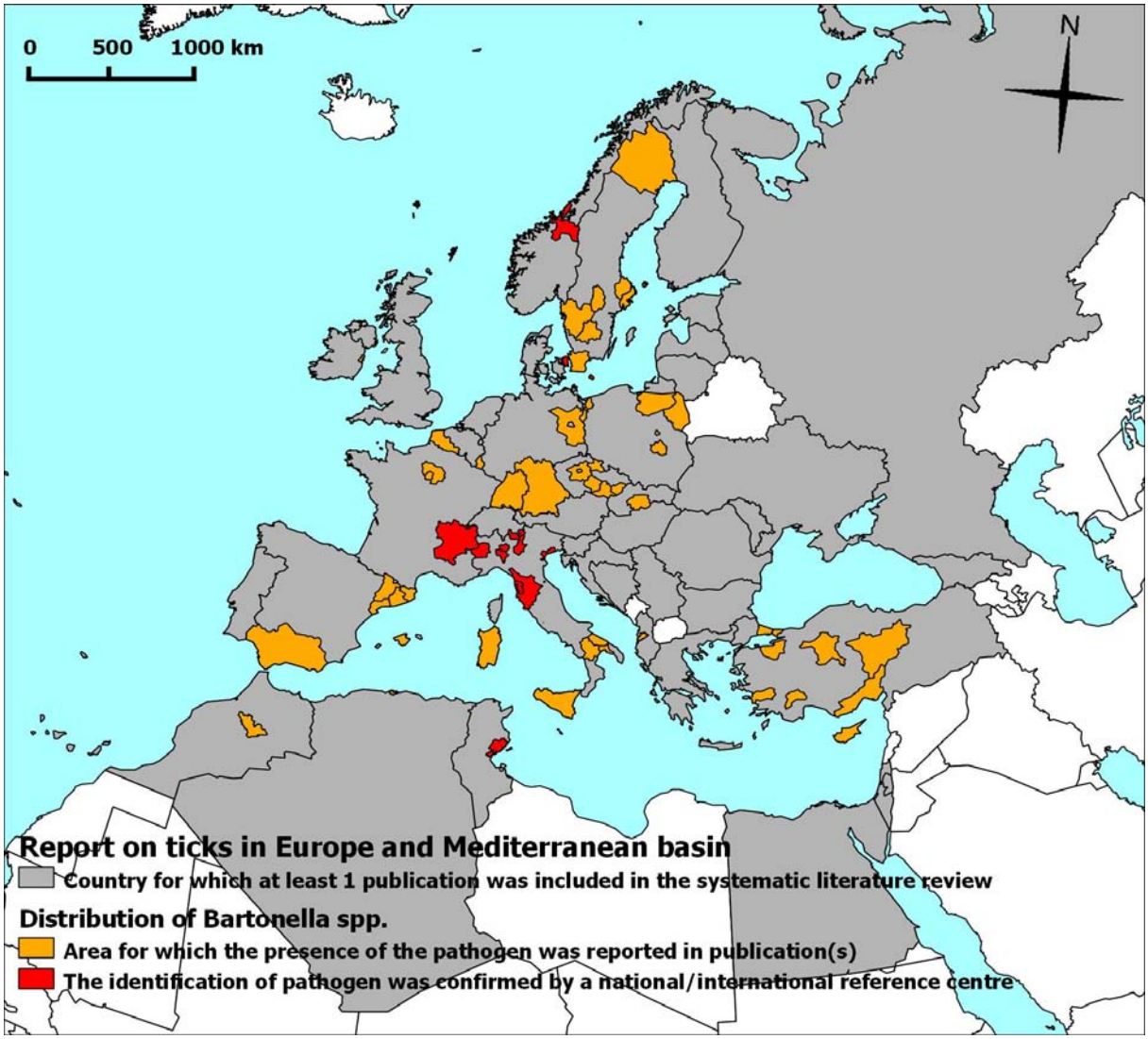

Figure 21: Records on *Bartonella spp.* in the last 10 years. This map includes *Bartonella alsatica, Bartonella birtlesii, Bartonella clarridgeiae, Bartonella doshiae, Bartonella elizabethae, Bartonella grahamii, Bartonella henselae, Bartonella quintana, Bartonella schoenbuchensis, Bartonella taylorii, Bartonella tribocorum, Bartonella vinsonii, Bartonella spp.*, unspecified.

The present document has been produced and adopted by the bodies identified above as authors). This task has been carried out exclusively by the author(s) in the context of a contract between the European Food Safety Authority and the author(s), awarded following a tender procedure. The present document is published complying with the transparency principle to which the Authority is subject. It may not be considered as an output adopted by the Authority. The European food Safety Authority reserves its rights, view and position as regards the issues addressed and the conclusions reached in the present document, without prejudice to the rights of the authors.

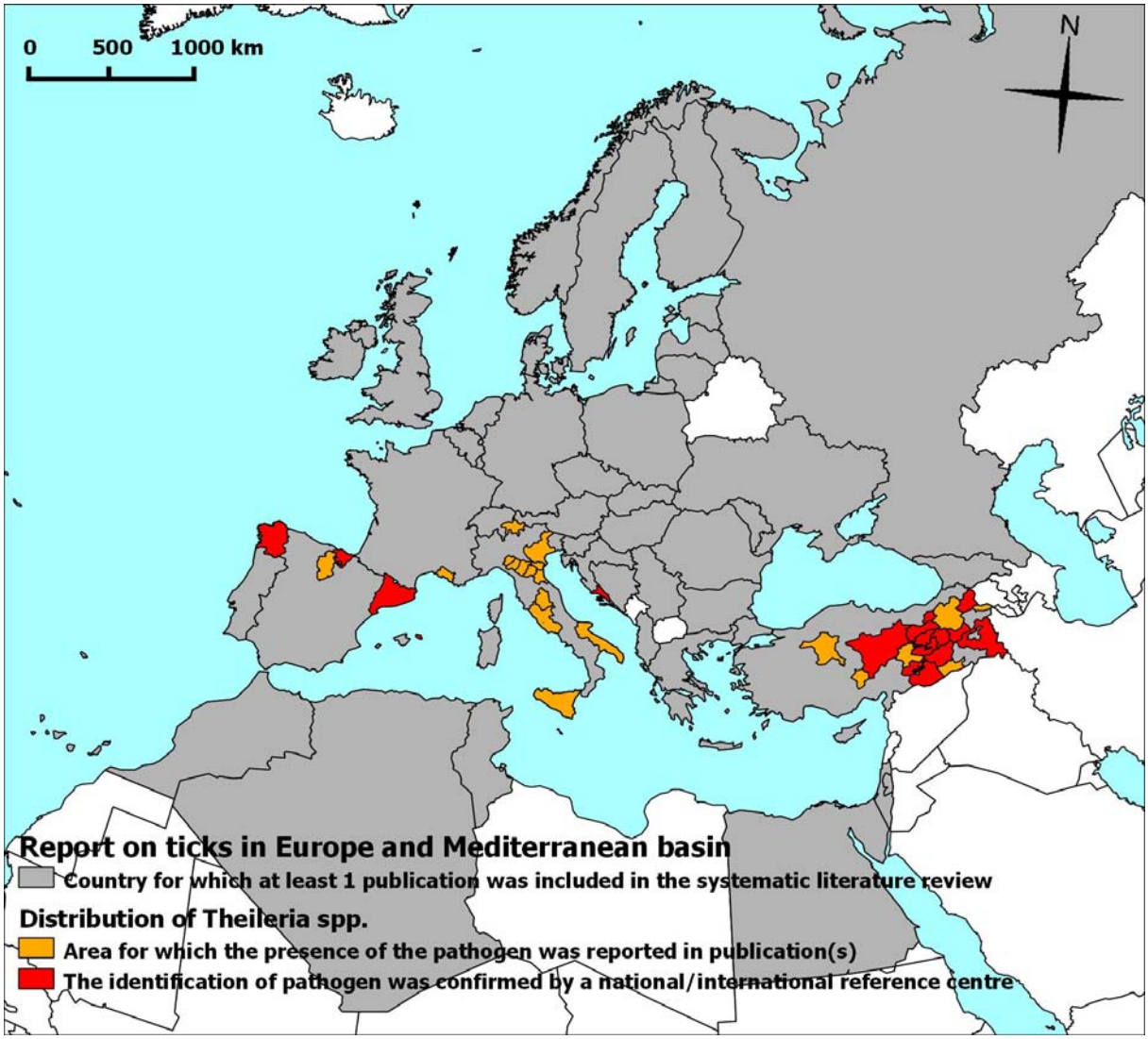

Figure 22: Records on *Theileria spp.* in the last 10 years. This map includes *Theileria spp., unidentified, Theileria sergenti, Theileria ovis, Theileria equi, Theileria buffeli, Theileria annulata.*

The present document has been produced and adopted by the bodies identified above as authors). This task has been carried out exclusively by the author(s) in the context of a contract between the European Food Safety Authority and the author(s), awarded following a tender procedure. The present document is published complying with the transparency principle to which the Authority is subject. It may not be considered as an output adopted by the Authority. The European food Safety Authority reserves its rights, view and position as regards the issues addressed and the conclusions reached in the present document, without prejudice to the rights of the authors.

Table 11- Other tick-borne pathogen not displayed in the maps.

Tick-borne pathogen	Country	Number of record	Number of reference(s)
Anaplasma	Hungary	1	176
	Ireland		198
	Italy	11	481
			483
	Morocco	1	401
	Poland	4	3
			4
	Russia	12	86
			87
	Turkey	3	9
Anaplasma bovis	Israel	1	154
	Spain		60
Anaplasma centrale	Italy	3	37
			122
	Spain	1	356
Anaplasma marginale	Egypt	2	254
	Hungary	1	176
	Italy	11	62
			63
			122
			467
			479
			482
	Spain	16	59
			60
			65
	Switzerland	2	171
Anaplasma ovis	Cyprus		362
	Hungary	1	176
	Italy	5	63
			482
	Spain	1	65
	Turkey	4	9
Anaplasma platys	Israel	1	154
	Italy	4	12
			64
			441
			482
	Portugal	1	398
	Spain	3	7

The present document has been produced and adopted by the bodies identified above as authors). This task has been carried out exclusively by the author(s) in the context of a contract between the European Food Safety Authority and the author(s), awarded following a tender procedure. The present document is published complying with the transparency principle to which the Authority is subject. It may not be considered as an output adopted by the Authority. The European food Safety Authority reserves its rights, view and position as regards the issues addressed and the conclusions reached in the present document, without prejudice to the rights of the authors.

			464
	Tunisia	4	401
Anaplasma spp., unidentified	France	3	370
	Italy	4	63
Anaplasma spp., unidentified	Italy	4	479
	Spain	5	59
			60
			65
Asfivirus African swine fever virus	Georgia	2	383
Ehrlichia	Egypt	6	254
	Estonia	1	264
	Ireland		198
	Italy	17	100
			122
			247
			342
			479
			483
	Morocco	1	401
	Norway	2	192
	Russia	4	86
	Slovakia	2	443
	Spain	1	6
	Switzerland	8	250
	Tunisia	2	401
	Turkey	3	9
Ehrlichia canis	Albania	1	148
	Greece		306
	Israel	4	154
	Italy	9	404
			439
			441
			477
			479
	Netherlands	2	510
	Portugal	3	13
	Spain	14	6
			7
			20
			21
			54
			438
			464

The present document has been produced and adopted by the bodies identified above as authors). This task has been carried out exclusively by the author(s) in the context of a contract between the European Food Safety Authority and the author(s), awarded following a tender procedure. The present document is published complying with the transparency principle to which the Authority is subject. It may not be considered as an output adopted by the Authority. The European food Safety Authority reserves its rights, view and position as regards the issues addressed and the conclusions reached in the present document, without prejudice to the rights of the authors.

	Tunisia	5	293
Ehrlichia chaffeensis	Portugal	1	399
Flavivirus	Germany	5	215
			223
			224
			234
Flavivirus dengue virus	Italy	1	364
Flavivirus Louping ill virus	United Kingdom		241
Flavivirus West Nile virus	Hungary	9	231
Hepatozoon	Albania	1	148
	Poland		334
	Spain		318
	Turkey	6	204
Hepatozoon canis	Greece	1	306
	Italy	3	115
	Luxembourg	4	371
	Poland	1	529
	Slovakia		262
	Spain	2	128
			464
	Turkey	1	500
Neorickettsia risticii	Spain	5	6
			7
			20
Orbivirus Great Island virus	United Kingdom	1	312
Orthobunyavirus Bhanja virus	Hungary	5	416

The present document has been produced and adopted by the bodies identified above as authors). This task has been carried out exclusively by the author(s) in the context of a contract between the European Food Safety Authority and the author(s), awarded following a tender procedure. The present document is published complying with the transparency principle to which the Authority is subject. It may not be considered as an output adopted by the Authority. The European food Safety Authority reserves its rights, view and position as regards the issues addressed and the conclusions reached in the present document, without prejudice to the rights of the authors.

DISCUSSION

The SR answered to all the review questions posed by EFSA.

- Question 1: Which tick-borne infections occur in the region of concern?
- Question 2: Which tick species have proven involvement in the transmission of pathogens in the region of concerns?
- Question 3: What are the geographical distributions of these tick species in the region of concern?

Answers on these questions are summarized in the results section of this report.
In the previous SR on the occurrence of tick and tick borne diseases (http://www.efsa.europa.eu/en/efsajournal/doc/1723.pdf), the WG consider relevant 637 papers, but they include also a pool of data considered relevant by the WG experts, coming from their private collections. In our SR, only published data (530 papers) were considered relevant.
The maps that we presented reflect the ticks and the pathogens more often investigated in the last ten years. For ticks distribution historical data are essential and data on tick species distribution are biased by the importance of the role of the vector: Species such as *Ixodes ricinus*, are investigated more often than other tick species. It should also be noted that absence of publications on occurrence of ticks or tick-borne diseases in a given area does not mean the absence in that area.

Quality criteria for tick and pathogens are also represented in the maps: for tick species the quality criteria represented is the confirmation of identification by standard morphological key or PCR on the 12S, 16S or 18S gene. Standard morphological keys are certainly used also if not indicated in the text of the papers, but we did not know which key was used in which country. Very few keys cover more than one country in Europe and a list of available keys for every European country could be useful for further studies.
For pathogens, the criteria are the confirmation by a national or international reference laboratory or a diagnostic test approved by OIE. This point could be controversial because for some disease or some countries, you do not have national reference centre and some diseases are not notifiable by OIE (e.g. TBE, Rickettsiosis).
For these reasons, we want to stress that the absence of our quality criteria does not mean the absence of the tick species or disease agent.

The present document has been produced and adopted by the bodies identified above as authors). This task has been carried out exclusively by the author(s) in the context of a contract between the European Food Safety Authority and the author(s), awarded following a tender procedure. The present document is published complying with the transparency principle to which the Authority is subject. It may not be considered as an output adopted by the Authority. The European food Safety Authority reserves its rights, view and position as regards the issues addressed and the conclusions reached in the present document, without prejudice to the rights of the authors.

REFERENCES

- European Food Safety Authority: Application of systematic review methodology to food and feed safety assessment to support decision making. EFSA Journal 2010; 8(6): 1637.
- Liberati A., et al (2009) The PRISMA statement for reporting systematic reviews and meta-analyses of studies that evaluate health care interventions: explanation and elaboration. PloS Medicine 6(7), 1-28.
- Sargeant JM., et al (2005) A guide to conducting systematic reviews in agri-food public health. http://dsp-psd.pwgsc.gc.ca/Collection/HP%-9-2005E.pdf

List of papers included in the SR

1. Acici, Mustafa and Umur, Sinasi and Guvenc, Tolga and Arslan, H Hilal and Kurt, Mithat. 2008. Seroprevalence of equine babesiosis in the Black Sea region of Turkey.. Parasitology international. 57-2-jun 198--200
2. Adamska, MaÅ,gorzata and Skotarczak, BogumiÅ,a. 2007. Wild game as a reservoir of Anaplasma phagocytophilum in north-western Poland.. Wiadomosci parazytologiczne. 53-2-jan 103--7
3. Adaszek, Å?ukasz and G\'{o}rna, Marta and Krzysiak, MichaÅ, and Adaszek, MichaÅ, and Garbal, Marcin and Winiarczyk, StanisÅ,aw. 2011. Identification of the piroplasms isolated from horses with clinical piroplasmosis in Poland.. Wiadomosci parazytologiczne. 57-1-jan 21--6
4. Adaszek, L and Winiarczyk, S. 2011. Identification of Anaplasma spp. Rickettsia Isolated from Horses from Clinical Disease Cases in Poland.. Zoonoses and public health. 58--mar 514-518
5. Adham, F K and Abd-el-Samie, E M and Gabre, R M and El-Hussein, H. 2009. Detection of tick blood parasites in Egypt using PCR assay I--Babesia bovis and Babesia bigemina.. Parasitology research. 105-3-sep 721--30
6. Aguirre, Enara and Tesouro, Miguel A and Amusategui, Inmaculada and Rodr\'{\i}guez-Franco, Fernando and Sainz, Angel. 2004. Assessment of feline ehrlichiosis in central Spain using serology and a polymerase chain reaction technique.. Annals of the New York Academy of Sciences. 1026--oct 103--5
7. Aguirre, E and Tesouro, M A and Ruiz, L and Amusategui, I and Sainz, A. 2006. Genetic characterization of Anaplasma (Ehrlichia) platys in dogs in Spain.. Journal of veterinary medicine. B, Infectious diseases and veterinary public health. 53-4-may 197--200
8. Aktas, M and Altay, K and Dumanli, N. 2006. PCR-based detection of Theileria ovis in Rhipicephalus bursa adult ticks.. Veterinary parasitology. 140-3-4-sep 259--63
9. Aktas, Munir and Altay, Kursat and Dumanli, Nazir and Kalkan, Ahmet. 2009. Molecular detection and identification of Ehrlichia and Anaplasma species in ixodid ticks.. Parasitology research. 104-5-apr 1243--8
10. Aktas, Munir and Vatansever, Zati and Altay, Kursat and Aydin, M Fatih and Dumanli, Nazir. 2010. Molecular evidence for Anaplasma phagocytophilum in Ixodes ricinus from Turkey.. Transactions of the Royal Society of Tropical Medicine and Hygiene. 104-1-jan 10--5
11. Albayrak, Harun and Ozan, Emre and Kurt, Mitat. 2010. An antigenic investigation of Crimean-Congo hemorrhagic fever virus (CCHFV) in hard ticks from provinces in northern Turkey.. Tropical animal health and production. 42-7-oct 1323--5
12. Alberti, Alberto and Zobba, Rosanna and Chessa, Bernardo and Addis, Maria Filippa and Sparagano, Olivier and {Pinna Parpaglia}, Maria Luisa and Cubeddu, Tiziana and Pintori, Gianpaolo and Pittau, Marco. 2005. Equine and canine Anaplasma phagocytophilum strains isolated on the island of Sardinia (Italy) are phylogenetically related to pathogenic strains from the United States.. Applied and environmental microbiology. 71-10-oct 6418--22
13. Alexandre, Nuno and Santos, Ana Sofia and N\'{u}ncio, Maria Sofia and de Sousa, Rita and Boinas, Fernando and Bacellar, F\'{a}tima. 2009. Detection of Ehrlichia canis by polymerase chain reaction in dogs from Portugal.. Veterinary journal (London, England : 1997). 181-3-sep 343--4
14. Allue, M and Sope\~{n}a, C Ruiz and Gallardo, M T and Mateos, L and Vian, E and Garcia, M J and Ramos, J and Berjon, A C and Vi\~{n}a, M C and Garcia, M P and Yanez, J and Gonzalez, L C and Munoz, T and Andres, C and Tamames, S and Ruiz, C and Iglesias, L. 2008. Tularaemia outbreak in

The present document has been produced and adopted by the bodies identified above as authors). This task has been carried out exclusively by the author(s) in the context of a contract between the European Food Safety Authority and the author(s), awarded following a tender procedure. The present document is published complying with the transparency principle to which the Authority is subject. It may not be considered as an output adopted by the Authority. The European food Safety Authority reserves its rights, view and position as regards the issues addressed and the conclusions reached in the present document, without prejudice to the rights of the authors.

Castilla y Leon, Spain, 2007: an update.. Euro surveillance : bulletin europ\'{e}en sur les maladies transmissibles = European communicable disease bulletin. 13-32-aug 1-3

15. Almeria, S and Castell\`{a}, J and Ferrer, D and Ortu\~{n}o, A and Estrada-Pe\~{n}a, A and Guti\'{e}rrez, J F. 2001. Bovine piroplasms in Minorca (Balearic Islands, Spain): a comparison of PCR-based and light microscopy detection.. Veterinary parasitology. 99-3-aug 249--59
16. Altay, K\"{u}rÅŸat and AktaÅŸ, M\"{u}nir and Dumanli, Nazir. 2007. Theileria infections in small ruminants in the east and southeast Anatolia.. T\"{u}rkiye parazitolojii dergisi / T\"{u}rkiye Parazitoloji DerneÄŸi = Acta parasitologica Turcica / Turkish Society for Parasitology. 31-4-jan 268--71
17. Altay, K and Aktas, M and Dumanli, N. 2008. Detection of Babesia ovis by PCR in Rhipicephalus bursa collected from naturally infested sheep and goats.. Research in veterinary science. 85-1-aug 116--9
18. Amore, Giuseppina and Tomassone, Laura and Grego, Elena and Ragagli, Charlotte and Bertolotti, Luigi and Nebbia, Patrizia and Rosati, Sergio and Mannelli, Alessandro. 2007. Borrelia lusitaniae in immature Ixodes ricinus (Acari: Ixodidae) feeding on common wall lizards in Tuscany, central Italy.. Journal of medical entomology. 44-2-mar 303--7
19. Amusategui, Inmaculada and Sainz, Angel and Tesouro, Miguel Angel. 2006. Serological evaluation of Anaplasma phagocytophilum infection in livestock in northwestern Spain.. Annals of the New York Academy of Sciences. 1078--oct 487--90
20. Amusategui, Inmaculada and Tesouro, Miguel A and Kakoma, Ibulaimu and Sainz, Angel. 2008. Serological reactivity to Ehrlichia canis, Anaplasma phagocytophilum, Neorickettsia risticii, Borrelia burgdorferi and Rickettsia conorii in dogs from northwestern Spain.. Vector borne and zoonotic diseases (Larchmont, N.Y.). 8-6-dec 797--803
21. Ayllon, T and Villaescusa, A and Tesouro, M A and Sainz, A. 2009. Serology, PCR and culture of Ehrlichia/Anaplasma species in asymptomatic and symptomatic cats from central Spain.. Clinical microbiology and infection : the official publication of the European Society of Clinical Microbiology and Infectious Diseases. 15 Suppl 2--dec 4--5
22. Balkaya I, A. E. Utuk and F. C. Piskin. 2010. Prevalance of Theileria equi and Babesia caballi in Donkeys from Eastern Turkey in WinterSeason. Pakistan veterinary journal. 30-- 245-246
23. Beninati, Tiziana and Lo, Nathan and Noda, Hiroaki and Esposito, Fulvio and Rizzoli, Annapaola and Favia, Guido and Genchi, Claudio. 2002. First detection of spotted fever group rickettsiae in Ixodes ricinus from Italy.. Emerging infectious diseases. 8-9-sep 983--6
24. Bergh, K and Bevanger, L and Hanssen, I and L\o seth, K. 2002. Low prevalence of Bartonella henselae infections in Norwegian domestic and feral cats.. APMIS : acta pathologica, microbiologica, et immunologica Scandinavica. 110-4-may 309--14
25. Beytout, J and George, J C and Malaval, J and Garnier, M and Beytout, M and Baranton, G and Ferquel, E and Postic, D. 2007. Lyme borreliosis incidence in two French departments: correlation with infection of Ixodes ricinus ticks by Borrelia burgdorferi sensu lato.. Vector borne and zoonotic diseases (Larchmont, N.Y.). 7-4-jan 507--17
26. Bjoersdorff, Anneli and Bagert, Bodil and Massung, Robert F and Gusa, Asiya and Eliasson, Ingvar. 2002. Isolation and characterization of two European strains of Ehrlichia phagocytophila of equine origin.. Clinical and diagnostic laboratory immunology. 9-2-mar 341--3
27. Blaschitz, Marion and Narodoslavsky-Gf\"{o}ller, Melanie and Kanzler, Michaela and Stanek, Gerold and Walochnik, Julia. 2008. Babesia species occurring in Austrian Ixodes ricinus ticks.. Applied and environmental microbiology. 74-15-aug 4841--6
28. Bray, D P and Bown, K J and Stockley, P and Hurst, J L and Bennett, M and Birtles, R J. 2007. Haemoparasites of common shrews (Sorex araneus) in Northwest England.. Parasitology. 134-Pt 6-jun 819--26
29. Briciu, V T and Titilincu, A and TÄƒÅ£ulescu, D F and C\^{a}rstina, D and Lefkaditis, M and Mihalca, A D. 2011. First survey on hard ticks (Ixodidae) collected from humans in Romania: possible risks for tick-borne diseases.. Experimental \& applied acarology. 54-2-jun 199--204
30. Broman, T and Thelaus, J and Andersson, A-C and Backman, S and Wikstrom, P and Larsson, E and Granberg, M and Karlsson, L and Back, E and Eliasson, H and Mattsson, R and Sjostedt, A and Forsman, M. 2011. Molecular Detection of Persistent Francisella tularensis Subspecies holarctica in Natural Waters.. International journal of microbiology. 2011--jan

The present document has been produced and adopted by the bodies identified above as authors). This task has been carried out exclusively by the author(s) in the context of a contract between the European Food Safety Authority and the author(s), awarded following a tender procedure. The present document is published complying with the transparency principle to which the Authority is subject. It may not be considered as an output adopted by the Authority. The European food Safety Authority reserves its rights, view and position as regards the issues addressed and the conclusions reached in the present document, without prejudice to the rights of the authors.

31. Bukowska, Katarzyna and Kosik-Bogacka, Danuta and Kuzna-Grygiel, Wanda. 2003. The occurrence of Borrelia burgdorferi sensu lato in the populations of Ixodes ricinus in forest areas of Szczecin during 2000-2001.. Annals of agricultural and environmental medicine : AAEM. 10-1-jan 5--8
32. Burri, C. and Cadenas, F.M. and Douet, V. and Moret, J. and Gern, L.. 2007. Ixodes ricinus density and infection prevalence of Borrelia burgdorferi sensu lato along a north-facing altitudinal gradient in the Rhone Valley (Switzerland). Vector-Borne And Zoonotic Diseases. 7-1- 50--58
33. Burri, C and Bastic, V and Maeder, G and Patalas, E and Gern, L. 2011. Microclimate and the zoonotic cycle of tick-borne encephalitis virus in Switzerland.. Journal of medical entomology. 48-3-may 615--27
34. Cacciò, Simone M and Antunovic, Boris and Moretti, Annabella and Mangili, Vittorio and Marinculic, Albert and Baric, Renata Rafaj and Slemenda, Susan B and Pieniazek, Norman J. 2002. Molecular characterisation of Babesia canis canis and Babesia canis vogeli from naturally infected European dogs.. Veterinary parasitology. 106-4-jul 285--92
35. Camacho, A T and Guitian, F J and Pallas, E and Gestal, J J and Olmeda, A S and Habela, M A and Telford, S R and Spielman, A. 2005. Theileria (Babesia) equi and Babesia caballi infections in horses in Galicia, Spain.. Tropical animal health and production. 37-4-may 293--302
36. Cancrini, G and Gabrielli, S and Lori, A and Grifoni, G and Calderini, P. 2008. Morphology and genetics of a Babesia isolate from Capreolus capreolus.. Journal of wildlife diseases. 44-1-jan 168--71
37. Carelli, Grazia and Decaro, Nicola and Lorusso, Eleonora and Paradies, Paola and Elia, Gabriella and Martella, Vito and Buonavoglia, Canio and Ceci, Luigi. 2008. First report of bovine anaplasmosis caused by Anaplasma centrale in Europe.. Annals of the New York Academy of Sciences. 1149--dec 107--10
38. Carpi, G and Cagnacci, F and Neteler, M and Rizzoli, A. 2008. Tick infestation on roe deer in relation to geographic and remotely sensed climatic variables in a tick-borne encephalitis endemic area.. Epidemiology and infection. 136-10-oct 1416--24
39. Carpi, Giovanna and Bertolotti, Luigi and Pecchioli, Elena and Cagnacci, Francesca and Rizzoli, Annapaola. 2009. Anaplasma phagocytophilum groEL gene heterogeneity in Ixodes ricinus larvae feeding on roe deer in Northeastern Italy.. Vector borne and zoonotic diseases (Larchmont, N.Y.). 9-2-apr 179--84
40. Casati, Simona and Gern, Lise and Piffaretti, Jean-Claude. 2006. Diversity of the population of Tick-borne encephalitis virus infecting Ixodes ricinus ticks in an endemic area of central Switzerland (Canton Bern).. The Journal of general virology. 87-Pt 8-aug 2235--41
41. Casati, S. and Sager, H. and Gern, L. and Piffaretti, J.. 2006. Presence of potentially pathogenic Babesia sp. for human in Ixodes ricinus in Switzerland. Annals of agricultural and environmental medicine. 13-1-65--70
42. Cassini, Rudi and Bonoli, Cristina and Montarsi, Fabrizio and Tessarin, Cinzia and Marcer, Federica and Galuppi, Roberta. 2010. Detection of Babesia EU1 in Ixodes ricinus ticks in northern Italy.. Veterinary parasitology. 171-1-2-jul 151--4
43. Castillo, Leticia and Fern\'{a}ndez-Llario, Pedro and {Carranza Almansa}, Juan and Bermejo, F\'{e}lix and {Hermoso de Mendoza}, Javier. 2010. First seropositive cases of Coxiella burnetii in red deer populations in the southwest Iberian peninsula.. Journal of zoo and wildlife medicine : official publication of the American Association of Zoo Veterinarians. 41-3-oct 468--73
44. Cekanac, Radovan and Pavlovic, Nevenka and Gledovic, Zorana and Grgurevic, Anita and Stajkovic, Novica and Lepsanovic, Zorica and Ristanovic, Elizabeta. 2010. Prevalence of Borrelia burgdorferi in Ixodes ricinus ticks in Belgrade area.. Vector borne and zoonotic diseases (Larchmont, N.Y.). 10-5-jun 447--52
45. Cekani, Mirela and Papa, Anna and Kota, Majlinda and Velo, Enkeleida and Berxholi, Kristaq. 2008. Report of a serological study of Coxiella burnetii in domestic animals in Albania.. Veterinary journal (London, England : 1997). 175-2-mar 276--8
46. Celebi, B and Kilic, S and Aydin, N and Tarhan, G and Carhan, A and Babur, C. 2009. Investigation of Bartonella henselae in cats in Ankara, Turkey.. Zoonoses and public health. 56-4-may 169--75
47. Celebi, Bekir and Carhan, Ahmet and Kilic, Selcuk and Babur, Cahit. 2010. Detection and genetic diversity of Bartonella vinsonii subsp. berkhoffii strains isolated from dogs in Ankara, Turkey.. The Journal of veterinary medical science / the Japanese Society of Veterinary Science. 72-8-aug 969--73
48. Chmielewska-Badora, Jolanta and ZwoliÅ„ski, Jacek and Cisak, Ewa and W\'{o}jcik-Fatla, Angelina and Buczek, Alicja and Dutkiewicz, Jacek. 2007. Prevalence of Anaplasma phagocytophilum in Ixodes ricinus

The present document has been produced and adopted by the bodies identified above as authors). This task has been carried out exclusively by the author(s) in the context of a contract between the European Food Safety Authority and the author(s), awarded following a tender procedure. The present document is published complying with the transparency principle to which the Authority is subject. It may not be considered as an output adopted by the Authority. The European food Safety Authority reserves its rights, view and position as regards the issues addressed and the conclusions reached in the present document, without prejudice to the rights of the authors.

ticks determined by polymerase chain reaction with two pairs of primers detecting 16S rRNA and ankA genes.. Annals of agricultural and environmental medicine : AAEM. 14-2-dec 281--5

49. Chmielewski, Tomasz and Podsiadly, Edyta and Karbowiak, Grzegorz and Tylewska-Wierzbanowska, Stanislawa. 2009. Rickettsia spp. in ticks, Poland.. Emerging infectious diseases. 15-3-mar 486--8
50. Chochlakis, Dimosthenis and Ioannou, Ioannis and Sharif, Labib and Kokkini, Sofia and Hristophi, Nikos and Dimitriou, Theodoros and Tselentis, Yannis and Psaroulaki, Anna. 2009. Prevalence of Anaplasma sp. in goats and sheep in Cyprus.. Vector borne and zoonotic diseases (Larchmont, N.Y.). 9-5-oct 457--63
51. Chochlakis, Dimosthenis and Ioannou, Ioannis and Sandalakis, Vassilios and Dimitriou, Theodoros and Kassinis, Nikolaos and Papadopoulos, Byron and Tselentis, Yannis and Psaroulaki, Anna. 2011. Spotted Fever Group Rickettsiae in Ticks in Cyprus.. Microbial ecology. --aug 1-10
52. Christova, Iva and Gladnishka, Teodora. 2005. Prevalence of infection with Francisella tularensis, Borrelia burgdorferi sensu lato and Anaplasma phagocytophilum in rodents from an endemic focus of tularemia in Bulgaria.. Annals of agricultural and environmental medicine : AAEM. 12-1-jan 149--52
53. Cieniuch, Stella and StaÅ„czak, Joanna and Ruczaj, Anna. 2009. The first detection of Babesia EU1 and Babesia canis canis in Ixodes ricinus ticks (Acari, Ixodidae) collected in urban and rural areas in northern Poland.. Polish journal of microbiology / Polskie Towarzystwo Mikrobiolog\'{o}w = The Polish Society of Microbiologists. 58-3-jan 231--6
54. Couto, C Guillermo and Lorentzen, Leif and Beall, Melissa J and Shields, James and Bertolone, Nicolette and Couto, Jason I and Couto, Kristen M and Nash, Sarah and Slack, Jessica and Kvitko, Heather and Westendorf, Nicole and Marin, Liliana and Iazbik, M . 2010. Serological study of selected vector-borne diseases in shelter dogs in central Spain using point-of-care assays.. Vector borne and zoonotic diseases (Larchmont, N.Y.). 10-9-nov 885--8
55. Csángó, Péter A., Blakstad, Ellef., Kirtz, Georges C., Pedersen, Judith E., Czettel, Brigitte. 2004. Tick-borne encephalitis in southern Norway.. Emerging infectious diseases. 10-3-mar 533--4
56. Danielova, V. and Holubova, J. and Daniel, M.. 2002. Tick-borne encephalitis virus prevalence in Ixodes ricinus ticks collected in high risk habitats of the South-Bohemian region of the Czech Republic. Experimental and Applied Acarology. 26-1- 145--151
57. Dantas-Torres, Filipe and Testini, Gabriella and DiGeronimo, Peter M and Lorusso, Vincenzo and Mallia, Egidio and Otranto, Domenico. 2011. Ticks infesting the endangered Italian hare (Lepus corsicanus) and their habitat in an ecological park in southern Italy.. Experimental \& applied acarology. 53-1-jan 95--102
58. Decors, A and Lesage, C and Jourdain, E and Giraud, P and Houbron, P and Vanhem, P and Madani, M. 2011. Outbreak of tularaemia in brown hares (Lepus europaeus) in France, January to March 2011.. Euro surveillance : bulletin europ\'{e}en sur les maladies transmissibles = European communicable disease bulletin. 16-28-jan 1-3
59. {De La Fuente}, Jos\'{e} and Vicente, Joaqu\'{\i}n and H\"{o}fle, Ursula and Ruiz-Fons, Francisco and {Fern\'{a}ndez De Mera}, Isabel G and {Van Den Bussche}, Ronald A and Kocan, Katherine M and Gortazar, Christian. 2004. Anaplasma infection in free-ranging Iberian red deer in the region of Castilla-La Mancha, Spain.. Veterinary microbiology. 100-3-4-jun 163--73
60. {De La Fuente}, Jos\'{e} and Naranjo, Victoria and Ruiz-Fons, Francisco and H\"{o}fle, Ursula and {Fern\'{a}ndez De Mera}, Isabel G and Villan\'{u}a, Diego and Almaz\'{a}n, Consuelo and Torina, Alessandra and Caracappa, Santo and Kocan, Katherine M and Go. 2005. Potential vertebrate reservoir hosts and invertebrate vectors of Anaplasma marginale and A. phagocytophilum in central Spain.. Vector borne and zoonotic diseases (Larchmont, N.Y.). 5-4-jan 390--401
61. de la Fuente, J and Torina, A and Naranjo, V and Caracappa, S and {Di Marco}, V and Alongi, A and Russo, M and Maggio, A R and Kocan, K M. 2005. Infection with Anaplasma phagocytophilum in a seronegative patient in Sicily, Italy: case report.. Annals of clinical microbiology and antimicrobials. 4--jan 15
62. de la Fuente, J and Torina, A and Naranjo, V and Caracappa, S and Vicente, J and Mangold, A J and Vicari, D and Alongi, A and Scimeca, S and Kocan, K M. 2005. Genetic diversity of Anaplasma marginale strains from cattle farms in the province of Palermo, Sicily.. Journal of veterinary medicine. B, Infectious diseases and veterinary public health. 52-5-jun 226--9
63. de la Fuente, Jos\'{e} and Torina, Alessandra and Caracappa, Santo and Tumino, Giovanni and Furl\'{a}, Roberto and Almaz\'{a}n, Consuelo and Kocan, Katherine M. 2005. Serologic and molecular

The present document has been produced and adopted by the bodies identified above as authors). This task has been carried out exclusively by the author(s) in the context of a contract between the European Food Safety Authority and the author(s), awarded following a tender procedure. The present document is published complying with the transparency principle to which the Authority is subject. It may not be considered as an output adopted by the Authority. The European food Safety Authority reserves its rights, view and position as regards the issues addressed and the conclusions reached in the present document, without prejudice to the rights of the authors.

characterization of Anaplasma species infection in farm animals and ticks from Sicily.. Veterinary parasitology. 133-4-nov 357--62

64. de la Fuente, Jos\'{e} and Torina, Alessandra and Naranjo, Victoria and Nicosia, Silviane and Alongi, Angelina and {La Mantia}, Francesco and Kocan, Katherine M. 2006. Molecular characterization of Anaplasma platys strains from dogs in Sicily, Italy.. BMC veterinary research. 2--jan 24
65. de la Fuente, Jos\'{e} and Ruiz-Fons, Francisco and Naranjo, Victoria and Torina, Alessandra and Rodr\'{\i}guez, Oscar and Gort\'{a}zar, Christian. 2008. Evidence of Anaplasma infections in European roe deer (Capreolus capreolus) from southern Spain.. Research in veterinary science. 84-3-jun 382--6
66. Derdakova, Marketa and Beati, Lorenza and Pet'ko, Branislav and Stanko, Michal and Fish, Durland. 2003. Genetic variability within Borrelia burgdorferi sensu lato genospecies established by PCR-single-strand conformation polymorphism analysis of the rrfA-rrlB intergenic spacer in ixodes ricinus ticks from the Czech Republic.. Applied and environmental microbiology. 69-1-jan 509--16
67. de Sousa, Rita and Santos-Silva, Margarida and Santos, Ana Sofia and Barros, S\'{\i}lvia C and Torgal, Jorge and Walker, David H and Bacellar, F\'{a}tima. 2007. Rickettsia conorii Israeli tick typhus strain isolated from Rhipicephalus sanguineus ticks in Portugal.. Vector borne and zoonotic diseases (Larchmont, N.Y.). 7-3-jan 444--7
68. Dietrich, Florian and Schmidgen, Thomas and Maggi, Ricardo G and Richter, Dania and Matuschka, Franz-Rainer and Vonthein, Reinhard and Breitschwerdt, Edward B and Kempf, Volkhard A J. 2010. Prevalence of Bartonella henselae and Borrelia burgdorferi sensu lato DNA in ixodes ricinus ticks in Europe.. Applied and environmental microbiology. 76-5-mar 1395--8
69. Diniz, P P V P and Billeter, S A and Otranto, D and {De Caprariis}, D and Petanides, T and Mylonakis, M E and Koutinas, A F and Breitschwerdt, E B. 2009. Molecular documentation of Bartonella infection in dogs in Greece and Italy.. Journal of clinical microbiology. 47-5-may 1565--7
70. Dubska, Lenka and Literak, Ivan and Kocianova, Elena and Taragelova, Veronika and Sychra, Oldrich. 2009. Differential role of passerine birds in distribution of Borrelia spirochetes, based on data from ticks collected from birds during the postbreeding migration period in Central Europe.. Applied and environmental microbiology. 75-3-feb 596--602
71. Dubska, Lenka and Literak, Ivan and Kocianova, Elena and Taragelova, Veronika and Sverakova, Veronika and Sychra, Oldrich and Hromadko, Miloslav. 2011. Synanthropic birds influence the distribution of Borrelia species: analysis of Ixodes ricinus ticks feeding on passerine birds.. Applied and environmental microbiology. 77-3-feb 1115--7
72. Duh, Darja and Tozon, Natasa and Petrovec, Miroslav and Strasek, Katja and Avsic-Zupanc, Tatjana. 2004. Canine babesiosis in Slovenia: molecular evidence of Babesia canis canis and Babesia canis vogeli.. Veterinary research. 35-3- 363--8
73. Duh, D and Petrovec, M and Trilar, T and Avsic-Zupanc, T. 2003. The molecular evidence of Babesia microti infection in small mammals collected in Slovenia.. Parasitology. 126-Pt 2-feb 113--7
74. Duh, Darja and Petrovec, Miroslav and Bidovec, Andrej and Avsic-Zupanc, Tatjana. 2005. Cervids as Babesiae hosts, Slovenia.. Emerging infectious diseases. 11-7-jul 1121--3
75. Duh, Darja and Punda-Poli\'{c}, Volga and Trilar, Tomi and Avsic-Zupanc, Tatjana. 2008. Molecular detection of Theileria sp. in ticks and naturally infected sheep.. Veterinary parasitology. 151-2-4-feb 327--31
76. Dumanli, N and Aktas, M and Cetinkaya, B and Cakmak, A and Koroglu, E and Saki, C E and Erdogmus, Z and Nalbantoglu, S and Ongor, H and SimÅŸek, S and Karahan, M and Altay, K. 2005. Prevalence and distribution of tropical theileriosis in eastern Turkey.. Veterinary parasitology. 127-1-jan 9--15
77. Ebani, V V and Cerri, D and Andreani, E. 2002. Cat scratch disease. Survey on the presence of Bartonella henselae among cats of Tuscany.. The new microbiologica. 25-3-jul 307--13
78. Ebani, Valentina Virginia and Cerri, Domenico and Fratini, Filippo and Ampola, Massimiliano and Andreani, Ernesto. 2007. Anaplasma phagocytophilum infection in a fallow deer (Dama dama) population in a preserve of central Italy.. The new microbiologica. 30-2-apr 161--5
79. Ebani, Valentina and Cerri, Domenico and Fratini, Filippo and Ampola, Massimiliano and Andreani, Ernesto. 2008. Seroprevalence of Anaplasma phagocytophilum in domestic and wild animals from central Italy.. The new microbiologica. 31-3-jul 371--5
80. Ebani, Valentina V and Bertelloni, Fabrizio and Fratini, Filippo. 2011. Occurrence of Bartonella henselae

The present document has been produced and adopted by the bodies identified above as authors). This task has been carried out exclusively by the author(s) in the context of a contract between the European Food Safety Authority and the author(s), awarded following a tender procedure. The present document is published complying with the transparency principle to which the Authority is subject. It may not be considered as an output adopted by the Authority. The European food Safety Authority reserves its rights, view and position as regards the issues addressed and the conclusions reached in the present document, without prejudice to the rights of the authors.

types I and II in Central Italian domestic cats.. Research in veterinary science. --aug

81. Ehrenborg, Christian and Bystr\"{o}m, Rolf and Hjelm, Eva and Friman, G\"{o}ran and Holmberg, Martin. 2008. High Bartonella spp. seroprevalence in a Swedish homeless population but no evidence of trench fever.. Scandinavian journal of infectious diseases. 40-3-jan 208--15
82. Elevli, Murat and Ozkul, Ayse Ayaz and Civilibal, Mahmut and Midilli, Kenan and Gargili, Aysen and Duru, Nilgun Selcuk. 2010. A newly identified Crimean-Congo hemorrhagic fever virus strain in Turkey.. International journal of infectious diseases : IJID : official publication of the International Society for Infectious Diseases. 14 Suppl 3--sep e213--6
83. Elfving, Karin and Olsen, Bj\"{o}rn and Bergstr\"{o}m, Sven and Waldenstr\"{o}m, Jonas and Lundkvist, Ake and Sj\"{o}stedt, Anders and Mejlon, Hans and Nilsson, Kenneth. 2010. Dissemination of spotted fever rickettsia agents in Europe by migrating birds.. PloS one. 5-1-jan e8572
84. Elvang, Annelie and Melik, Wessam and Bertrand, Yann and L\"{o}nn, Mikael and Johansson, Magnus. 2011. Sequencing of a Tick-Borne Encephalitis Virus from Ixodes ricinus Reveals a Thermosensitive RNA Switch Significant for Virus Propagation in Ectothermic Arthropods.. Vector borne and zoonotic diseases (Larchmont, N.Y.). 11-6-jun 649--58
85. Engbaek, Kraesten and Lawson, Paul A. 2004. Identification of Bartonella species in rodents, shrews and cats in Denmark: detection of two B. henselae variants, one in cats and the other in the long-tailed field mouse.. APMIS : acta pathologica, microbiologica, et immunologica Scandinavica. 112-6-jun 336--41
86. Eremeeva, Marina E and Oliveira, Alice and Robinson, Jennilee B and Ribakova, Nina and Tokarevich, Nikolay K and Dasch, Gregory A. 2006. Prevalence of bacterial agents in Ixodes persulcatus ticks from the Vologda Province of Russia.. Annals of the New York Academy of Sciences. 1078--oct 291--8
87. Eremeeva, Marina E and Oliveira, Alice and Moriarity, John and Robinson, Jennilee B and Tokarevich, Nikolay K and Antyukova, Ludmila P and Pyanyh, Valentina A and Emeljanova, Olga N and Ignatjeva, Valentina N and Buzinov, Roman and Pyankova, Valentina and. 2007. Detection and identification of bacterial agents in Ixodes persulcatus Schulze ticks from the north western region of Russia.. Vector borne and zoonotic diseases (Larchmont, N.Y.). 7-3-jan 426--36
88. Ergonul, Onder and Zeller, Herve and Kili\c{c}, Sel\c{c}uk and Kutlu, Selda and Kutlu, Murat and Cavusoglu, Senel and Esen, Berrin and DokuzoÄŸuz, BaÅŸak. 2006. Zoonotic infections among veterinarians in Turkey: Crimean-Congo hemorrhagic fever and beyond.. International journal of infectious diseases : IJID : official publication of the International Society for Infectious Diseases. 10-6-nov 465--9
89. Ergunay, K and Saygan, M B and AydoÄŸan, S and Litzba, N and Sener, B and Lederer, S and Niedrig, M and Has\c{c}elik, G and Us, D. 2011. Confirmed exposure to tick-borne encephalitis virus and probable human cases of tick-borne encephalitis in central/northern Anatolia, Turkey.. Zoonoses and public health. 58-3-may 220--7
90. Ertugrul, B\"{u}lent and Uyar, Yavuz and Yavas, Kamil and Turan, Cetin and Oncu, Serkan and Saylak, Ozlem and Carhan, Ahmet and Ozturk, Barcin and Erol, Nermin and Sakarya, Serhan. 2009. An outbreak of Crimean-Congo hemorrhagic fever in western Anatolia, Turkey.. International journal of infectious diseases : IJID : official publication of the International Society for Infectious Diseases. 13-6-nov e431--6
91. Esen, Berrin and Gozalan, Aysegul and Coplu, Nilay and Tapar, Fatih Sua and Uzun, Ramazan and Aslan, Turan and Ertek, Mustafa and Buzgan, Turan and Akin, Levent. 2008. The presence of tick-borne encephalitis in an endemic area for tick-borne diseases, Turkey.. Tropical doctor. 38-1-jan 27--8
92. Estrada-Pena, A and Martinez, J M and {Sanchez Acedo}, C and Quilez, J and {Del Cacho}, E. 2004. Phenology of the tick, Ixodes ricinus, in its southern distribution range (central Spain).. Medical and veterinary entomology. 18-4-dec 387--97
93. Estrada-Pena, A and Qu\'{\i}ez, J and {S\'{a}nchez Acedo}, C. 2004. Species composition, distribution, and ecological preferences of the ticks of grazing sheep in north-central Spain.. Medical and veterinary entomology. 18-2-jun 123--33
94. Estrada-Pena, A and Os\'{a}car, J J and Pichon, B and Gray, J S. 2005. Hosts and pathogen detection for immature stages of Ixodes ricinus (Acari: Ixodidae) in North-Central Spain.. Experimental \& applied acarology. 37-3-4-jan 257--68
95. Etti, Susanne and Hails, Rosie and Sch\"{a}fer, Stefanie M and {De Michelis}, Simona and Sewell, Henna-Sisko and Bormane, Antra and Donaghy, Michael and Kurtenbach, Klaus. 2003. Habitat-specific

The present document has been produced and adopted by the bodies identified above as authors). This task has been carried out exclusively by the author(s) in the context of a contract between the European Food Safety Authority and the author(s), awarded following a tender procedure. The present document is published complying with the transparency principle to which the Authority is subject. It may not be considered as an output adopted by the Authority. The European food Safety Authority reserves its rights, view and position as regards the issues addressed and the conclusions reached in the present document, without prejudice to the rights of the authors.

diversity of Borrelia burgdorferi sensu lato in Europe, exemplified by data from Latvia.. Applied and environmental microbiology. 69-5-may 3008--10

96. Faas, Alexander and Engeler, Albin and Zimmermann, Achim and Z\"{o}ller, Lothar. 2007. Outbreak of Query fever among Argentinean special police unit officers during a United Nations mission in Prizren, South Kosovo.. Military medicine. 172-10-oct 1103--6
97. Fabbi, M and Vicari, N and Tranquillo, M and Pozzi, C and Prati, P and {De Meneghi}, D and Bertoletti, I and Lauzi, S and Guiso, P and Genchi, C. 2004. [Prevalence of Bartonella henselae in stray and domestic cats in different Italian areas: evaluation of the potential risk of transmission of Bartonella to humans].. Parassitologia. 46-1-2-jun 127--9
98. Fabbi, Massimo and {De Giuli}, Luciana and Tranquillo, Massimo and Bragoni, Roldano and Casiraghi, Maurizio and Genchi, Claudio. 2004. Prevalence of Bartonella henselae in Italian stray cats: evaluation of serology to assess the risk of transmission of Bartonella to humans.. Journal of clinical microbiology. 42-1-jan 264--8
99. Faulde, Michael K and Robbins, Richard G. 2008. Tick infestation risk and Borrelia burgdorferi s.l. infection-induced increase in host-finding efficacy of female Ixodes ricinus under natural conditions.. Experimental \& applied acarology. 44-2-feb 137--45
100. Favia, G and Cancrini, G and Carf\`{\i}, A and Grazioli, D and Lillini, E and Iori, A. 2001. Molecular identification of Borrelia valaisiana and HGE-like Ehrlichia in Ixodes ricinus ticks sampled in north-eastern Italy: first report in Veneto region.. Parassitologia. 43-3-sep 143--6
101. Fernández-Soto, P and Díaz Martín, V and Pérez-Sánchez, R and Encinas-Grandes, A. 2009. Increased prevalence of Rickettsia aeschlimannii in Castilla y Leòn, Spain.. European journal of clinical microbiology \& infectious diseases : official publication of the European Society of Clinical Microbiology. 28-6-jun 693--5
102. Ferquel, Elisabeth and Garnier, Martine and Marie, J\'{e}r\^{o}me and Bern\`{e}de-Bauduin, Claire and Baranton, Guy and P\'{e}rez-Eid, Claudine and Postic, Dani\`{e}le. 2006. Prevalence of Borrelia burgdorferi sensu lato and Anaplasmataceae members in Ixodes ricinus ticks in Alsace, a focus of Lyme borreliosis endemicity in France.. Applied and environmental microbiology. 72-4-apr 3074--8
103. Fingerle, Volker and Schulte-Spechtel, Ulrike C and Ruzic-Sabljic, Eva and Leonhard, Sarah and Hofmann, Heidelore and Weber, Klaus and Pfister, Kurt and Strle, Franc and Wilske, Bettina. 2008. Epidemiological aspects and molecular characterization of Borrelia burgdorferi s.l. from southern Germany with special respect to the new species Borrelia spielmanii sp. nov.. International journal of medical microbiology : IJMM. 298-3-4-apr 279--90
104. Floris, Romina and Altobelli, Alfredo and Boemo, Barbara and Mignozzi, Katja and Cinco, Marina. 2006. First detection of TBE virus sequences in Ixodes ricinus from Friuli Venezia Giulia (Italy).. The new microbiologica. 29-2-apr 147--50
105. Floris, Romina and Yurtman, Ayse Nur and Margoni, Erica Faverio and Mignozzi, Katja and Boemo, Barbara and Altobelli, Alfredo and Cinco, Marina. 2008. Detection and identification of Rickettsia species in the northeast of Italy.. Vector borne and zoonotic diseases (Larchmont, N.Y.). 8-6-dec 777--82
106. Földvári, Gábor and Rigó, Krisztina and Majláthová, Viktória and Majláth, Igor and Farkas, Róbert and Pet'ko, Branislav. 2009. Detection of Borrelia burgdorferi sensu lato in lizards and their ticks from Hungary.. Vector borne and zoonotic diseases (Larchmont, N.Y.). 9-3-jun 331--6
107. Fomsgaard, A and Christiansen, Cb and Bodker, R. 2009. First identification of tick-borne encephalitis in Denmark outside of Bornholm, August 2009.. Euro surveillance : bulletin europ\'{e}en sur les maladies transmissibles = European communicable disease bulletin. 14-36-sep
108. Foppa, Ivo M and Krause, Peter J and Spielman, Andrew and Goethert, Heidi and Gern, Lise and Brand, Brigit and Telford, Sam R. 2002. Entomologic and serologic evidence of zoonotic transmission of Babesia microti, eastern Switzerland.. Emerging infectious diseases. 8-7-jul 722--6
109. Fournier, Pierre-Edouard and Durand, Jean-Paul and Rolain, Jean-Marc and Camicas, Jean-Louis and Tolou, Herv\'{e} and Raoult, Didier. 2003. Detection of Astrakhan fever rickettsia from ticks in Kosovo.. Annals of the New York Academy of Sciences. 990--jun 158--61
110. Franke, J and Meier, F and Moldenhauer, A and Straube, E and Dorn, W and Hildebrandt, A. 2010. Established and emerging pathogens in Ixodes ricinus ticks collected from birds on a conservation island in the Baltic Sea.. Medical and veterinary entomology. 24-4-dec 425--32

The present document has been produced and adopted by the bodies identified above as authors). This task has been carried out exclusively by the author(s) in the context of a contract between the European Food Safety Authority and the author(s), awarded following a tender procedure. The present document is published complying with the transparency principle to which the Authority is subject. It may not be considered as an output adopted by the Authority. The European food Safety Authority reserves its rights, view and position as regards the issues addressed and the conclusions reached in the present document, without prejudice to the rights of the authors.

111. Franke, Jan and Fritzsch, Julia and Tomaso, Herbert and Straube, Eberhard and Dorn, Wolfram and Hildebrandt, Anke. 2010. Coexistence of pathogens in host-seeking and feeding ticks within a single natural habitat in Central Germany.. Applied and environmental microbiology. 76-20-oct 6829--36
112. Franke, Jan and Hildebrandt, Anke and Meier, Frank and Straube, Eberhard and Dorn, Wolfram. 2011. Prevalence of Lyme disease agents and several emerging pathogens in questing ticks from the German Baltic coast.. Journal of medical entomology. 48-2-mar 441--4
113. Frölich, Kai and Wisser, Jutta and Schmüser, Heiko and Fehlberg, Ulrich and Neubauer, Heinrich and Grunow, Roland and Nikolaou, Konstantin and Priemer, Jürgen and Thiede, Svenja and Streich, Wolf Jürgen and Speck, Stephanie. 2003. Epizootiologic and ecologic investigations of European brown hares (Lepus europaeus) in selected populations from Schleswig-Holstein, Germany.. Journal of wildlife diseases. 39-4-oct 751--61
114. Fryland, Linda and Wilhelmsson, Peter and Lindgren, Per-Eric and Nyman, Dag and Ekerfelt, Christina and Forsberg, Pia. 2011. Low risk of developing Borrelia burgdorferi infection in the south-east of Sweden after being bitten by a Borrelia burgdorferi-infected tick.. International journal of infectious diseases : IJID : official publication of the International Society for Infectious Diseases. 15-3-mar e174--81
115. Gabrielli, Simona and Kumlien, Susanna and Calderini, Pietro and Brozzi, Alberto and Iori, Albertina and Cancrini, Gabriella. 2010. The first report of Hepatozoon canis identified in Vulpes vulpes and ticks from Italy.. Vector borne and zoonotic diseases (Larchmont, N.Y.). 10-9-nov 855--9
116. Galuppi, R and Aureli, S and Bonoli, C and Caffara, M and Tampieri, M P. 2011. Detection and molecular characterization of Theileria sp. in fallow deer (Dama dama) and ticks from an Italian natural preserve.. Research in veterinary science. 91-1-aug 110--5
117. Garcia, Angel Tom\'{a}s Camacho. 2006. Piroplasma infection in dogs in northern Spain.. Veterinary parasitology. 138-1-2-may 97--102
118. Garcìa-Sanmartin, J and Aurtenetxe, O and Barral, M and Marco, I and Lavin, S and Garc\'{\i}a-P\'{e}rez, A L and Hurtado, A. 2007. Molecular detection and characterization of piroplasms infecting cervids and chamois in Northern Spain.. Parasitology. 134-Pt 3-mar 391--8
119. Garcìa-Sanmartin, J and Barandika, J F and Juste, R A and Garc\'{\i}a-P\'{e}rez, A L and Hurtado, A. 2008. Distribution and molecular detection of Theileria and Babesia in questing ticks from northern Spain.. Medical and veterinary entomology. 22-4-dec 318--25
120. Gargili, Aysen and Midilli, Kenan and Ergonul, Onder and Ergin, Sevgi and Alp, Hatice G and Vatansever, Zati and Iyisan, Selma and Cerit, Cigdem and Yilmaz, Gulden and Altas, Kemal and Estrada-Pe\~{n}a, Agustin. 2010. Crimean-Congo Hemorrhagic Fever in European Part of Turkey: Genetic Analysis of the Virus Strains from Ticks and a Seroepidemiological Study in Humans.. Vector borne and zoonotic diseases (Larchmont, N.Y.). 11-6-oct 747--52
121. Gassner, Fedor and Verbaarschot, Patrick and Smallegange, Renate C and Spitzen, Jeroen and {Van Wieren}, Sipke E and Takken, Willem. 2008. Variations in Ixodes ricinus density and Borrelia infections associated with cattle introduced into a woodland in The Netherlands.. Applied and environmental microbiology. 74-23-dec 7138--44
122. Georges, K and Loria, G R and Riili, S and Greco, A and Caracappa, S and Jongejan, F and Sparagano, O. 2001. Detection of haemoparasites in cattle by reverse line blot hybridisation with a note on the distribution of ticks in Sicily.. Veterinary parasitology. 99-4-aug 273--86
123. Gern, Lise and Sell, Katy. 2009. Isolation of Borrelia burgdorferi sensu lato from the skin of the European badger (Meles meles) in Switzerland.. Vector borne and zoonotic diseases (Larchmont, N.Y.). 9-2-apr 207--8
124. Gern, Lise and Douet, V\'{e}ronique and L\'{o}pez, Zully and Rais, Olivier and {Mor\'{a}n Cadenas}, Francisca. 2010. Diversity of Borrelia genospecies in Ixodes ricinus ticks in a Lyme borreliosis endemic area in Switzerland identified by using new probes for reverse line blotting.. Ticks and tick-borne diseases. 1-1-mar 23--9
125. Giammanco, Giovanni M and Vitale, Giustina and Mansueto, Serafino and Capra, Giuseppina and Caleca, Maria Pia and Ammatuna, Pietro. 2005. Presence of Rickettsia conorii subsp. israelensis, the causative agent of Israeli spotted fever, in Sicily, Italy, ascertained in a retrospective study.. Journal of clinical microbiology. 43-12-dec 6027--31

The present document has been produced and adopted by the bodies identified above as authors). This task has been carried out exclusively by the author(s) in the context of a contract between the European Food Safety Authority and the author(s), awarded following a tender procedure. The present document is published complying with the transparency principle to which the Authority is subject. It may not be considered as an output adopted by the Authority. The European food Safety Authority reserves its rights, view and position as regards the issues addressed and the conclusions reached in the present document, without prejudice to the rights of the authors.

126. Gigandet, Luca and Stauffer, Emilie and Douet, V\'{e}ronique and Rais, Olivier and Moret, Jacqueline and Gern, Lise. 2011. Prevalence of three zoonotic Babesia species in Ixodes ricinus (Linn\'e, 1758) nymphs in a suburban forest in Switzerland.. Vector borne and zoonotic diseases (Larchmont, N.Y.). 11-4-apr 363--6
127. Gilsdorf, A and Kroh, C and Grimm, S and Jensen, E and Wagner-Wiening, C and Alpers, K. 2008. Large Q fever outbreak due to sheep farming near residential areas, Germany, 2005.. Epidemiology and infection. 136-8-aug 1084--7
128. Gimenez, Consuelo and Casado, Nieves and Criado-Fornelio, Angel and de Miguel, Florencio Alvarez and Dominguez-Pe\~{n}afiel, Gerardo. 2009. A molecular survey of Piroplasmida and Hepatozoon isolated from domestic and wild animals in Burgos (northern Spain).. Veterinary parasitology. 162-1-2-may 147--50
129. Giudice, E and Giannetto, C and Torina, A and Gianesella, M. 2011. Anaplasma Phagocytophilum intragranulocytic morulae in aborting sheep: a herd case in Sicily.. Transboundary and emerging diseases. 58-3-jun 263--7
130. Gozalan, A and Rolain, J M and Ertek, M and Angelakis, E and Coplu, N and Basbulut, E A and Korhasan, B B and Esen, B. 2010. Seroprevalence of Q fever in a district located in the west Black Sea region of Turkey.. European journal of clinical microbiology \& infectious diseases : official publication of the European Society of Clinical Microbiology. 29-4-may 465--9
131. Grandi, Giulio and Molinari, Giovanni and Tittarelli, Manuela and Sassera, Davide and Kramer, Laura H. 2011. Prevalence of Theileria equi and Babesia caballi infection in horses from northern Italy.. Vector borne and zoonotic diseases (Larchmont, N.Y.). 11-7-jul 955--6
132. Gronesova, Paulina and Ficova, Martina and Mizakova, Adriana and Kabat, Peter and Trnka, Alfred and Betakova, Tatiana. 2008. Prevalence of avian influenza viruses, Borrelia garinii, Mycobacterium avium, and Mycobacterium avium subsp. paratuberculosis in waterfowl and terrestrial birds in Slovakia, 2006.. Avian pathology : journal of the W.V.P.A. 37-5-oct 537--43
133. Gryczyaska, Alicja and Zg\'{o}dka, Andrzej and PÅ,oski, RafaÅ, and Siemiatkowski, Marek. 2004. Borrelia burgdorferi sensu lato infection in passerine birds from the Mazurian Lake region (Northeastern Poland).. Avian pathology : journal of the W.V.P.A. 33-1-mar 69--75
134. Grzeszczuk, A and Karbowiak, G and Ziarko, S and Kovalchuk, O. 2006. The root-vole Microtus oeconomus (Pallas, 1776): a new potential reservoir of Anaplasma phagocytophilum.. Vector borne and zoonotic diseases (Larchmont, N.Y.). 6-3-jan 240--3
135. Grzeszczuk, Anna and Staczak, Joanna. 2006. Highly variable year-to-year prevalence of Anaplasma phagocytophilum in Ixodes ricinus ticks in northeastern Poland: a 4-year follow-up.. Annals of the New York Academy of Sciences. 1078--oct 309--11
136. Gulanber, Aynur and Gorenflot, Andr\'{e} and Schetters, Theo P M and Carcy, Bernard. 2006. First molecular diagnosis of Babesiavogeli in domestic dogs from Turkey.. Veterinary parasitology. 139-1-3-jun 224--30
137. Guner, Ece S and Hashimoto, Naoya and Takada, Nobuhiro and Kaneda, Kazuhide and Imai, Yasuyuki and Masuzawa, Toshiyuki. 2003. First isolation and characterization of Borrelia burgdorferi sensu lato strains from Ixodes ricinus ticks in Turkey.. Journal of medical microbiology. 52-Pt 9-sep 807--13
138. Guner, E S and Watanabe, M and Kadosaka, T and Polat, E and Gargili, A and Gulanber, A and Ohashi, N and Kaneda, K and Imai, Y and Masuzawa, T. 2005. Seroepidemiology of Borrelia burgdorferi sensu lato and Anaplasma phagocytophilum in wild mice captured in northern Turkey.. Epidemiology and infection. 133-2-apr 331--6
139. Gurcan, Saban and Otkun, M\"{u}ÅŸerref Tatman and Otkun, Metin and Arikan, Osman K\"{u}rÅŸat and Ozer, Bur\c{c}in. 2004. An outbreak of tularemia in Western Black Sea region of Turkey.. Yonsei medical journal. 45-1-mar 17--22
140. Gutierrez, Mar\'{\i}a P and Bratos, Miguel A and Garrote, Jose I and Due\~{n}as, Ana and Almaraz, Ana and Alamo, Rufino and {Rodr\'{\i}guez Marcos}, Henar and {Rodr\'{\i}guez Recio}, Mar\'{\i}a J and Mu\~{n}oz, Mar\'{\i}a F and Ordu\~{n}a, Antonio and Rod. 2003. Serologic evidence of human infection by Francisella tularensis in the population of Castilla y Le\'on (Spain) prior to 1997.. FEMS immunology and medical microbiology. 35-2-mar 165--9
141. Guyot, Hugues and Ramery, Eve and O'Grady, Luke and Sandersen, Charlotte and Rollin, Fr\'{e}d\'{e}ric.

The present document has been produced and adopted by the bodies identified above as authors). This task has been carried out exclusively by the author(s) in the context of a contract between the European Food Safety Authority and the author(s), awarded following a tender procedure. The present document is published complying with the transparency principle to which the Authority is subject. It may not be considered as an output adopted by the Authority. The European food Safety Authority reserves its rights, view and position as regards the issues addressed and the conclusions reached in the present document, without prejudice to the rights of the authors.

2011. Emergence of bovine ehrlichiosis in Belgian cattle herds.. Ticks and tick-borne diseases. 2-2-jun 116--8

142. Guzel, Murat and Celebi, Bekir and Yalcin, Ebru and Koenhemsi, Lora and Mamak, Nuri and Pasa, Serdar and Atalay, Oznur. 2011. A Serological Investigation of Bartonella henselae Infection in Cats in Turkey.. The Journal of veterinary medical science / the Japanese Society of Veterinary Science. --jul
143. Haapasalo, Karita and Suomalainen, Pekka and Sukura, Antti and Siikamaki, Heli and Jokiranta, T Sakari. 2010. Fatal babesiosis in man, Finland, 2004.. Emerging infectious diseases. 16-7-jul 1116--8
144. Haitlinger, Z. 2009. FIRST RECORDS OF ARTHROPODS (PHTHIRAPTERA : TRICHODECTIDAE , ACARI : IXODIDAE) FROM LUTRA LUTRA (LINNAEUS , 1758) (CARNIVORA : MUSTELIDAE) IN POLAND. Life Sciences. 575-575- 19-38
145. HaitlingerR. 2009. ARTHROPODS (ACARI, ANOPLURA, SIPHONAPTERA) OF SMALL MAMMALS OF THE LUBUSKIE PROVINCE. Zesz. Nauk. UP Wroc., Biol. Hod. Zwierz. 575-- 19-38
146. Halos, L\'{e}na\"{\i}g and Jamal, Taoufik and Maillard, Renaud and Beugnet, Frederic and {Le Menach}, Arnaud and Boulouis, Henri-Jean and Vayssier-Taussat, Muriel. . Evidence of Bartonella sp. in questing adult and nymphal Ixodes ricinus ticks from France and co-infection with Borrelia burgdorferi sensu lato and Babesia sp.. Veterinary research. 36-1- 79--87
147. Halos, L\'{e}na\"{\i}g and Vourc'h, Gwena\"{e}l and Cotte, Violaine and Gasqui, Patrick and Barnouin, Jacques and Boulous, Henri-Jean and Vayssier-Taussat, Muriel. 2006. Prevalence of Anaplasma phagocytophilum, Rickettsia sp. and Borrelia burgdorferi sensu lato DNA in questing Ixodes ricinus ticks from France.. Annals of the New York Academy of Sciences. 1078--oct 316--9
148. Hamel, Dietmar and Silaghi, Cornelia and Knaus, Martin and Visser, Martin and Kusi, Ilir and Rapti, Dhimiter and Rehbein, Steffen and Pfister, Kurt. 2009. Detection of Babesia canis subspecies and other arthropod-borne diseases in dogs from Tirana, Albania.. Wiener klinische Wochenschrift. 121 Suppl --oct 42--5
149. Hanincova, K and Sch\"{a}fer, S M and Etti, S and Sewell, H S and Taragelov\'{a}, V and Ziak, D and Labuda, M and Kurtenbach, K. 2003. Association of Borrelia afzelii with rodents in Europe.. Parasitology. 126-Pt 1-jan 11--20
150. Hanincova, Klara and Taragelova, Veronika and Koci, Juraj and Schafer, Stefanie M and Hails, Rosie and Ullmann, Amy J and Piesman, Joseph and Labuda, Milan and Kurtenbach, Klaus. 2003. Association of Borrelia garinii and B. valaisiana with songbirds in Slovakia.. Applied and environmental microbiology. 69-5-may 2825--30
151. Hansen, Marie G B and Christoffersen, Mette and Thuesen, Line R and Petersen, Morten R and Bojesen, Anders M. 2010. Seroprevalence of Borrelia burgdorferi sensu lato and Anaplasma phagocytophilum in Danish horses.. Acta veterinaria Scandinavica. 52--jan 3
152. Hansmann, Yves and {Pierre Gut}, Jean and Remy, Veronique and Martinot, Martin and {Allard Witz}, Marie and Christmann, Daniel. 2006. Tick-borne encephalitis in eastern France.. Scandinavian journal of infectious diseases. 38-6-7-jan 520--6
153. Harrus, Shimon and Bar-Gal, Gilla Kahila and Golan, Amira and Elazari-Volcani, Ron and Kosoy, Michael Y and Morick, Danny and Avidor, Boaz and Baneth, Gad. 2009. Isolation and genetic characterization of a Bartonella strain closely related to Bartonella tribocorum and Bartonella elizabethae in Israeli commensal rats.. The American journal of tropical medicine and hygiene. 81-1-jul 55--8
154. Harrus, S and Perlman-Avrahami, A and Mumcuoglu, K Y and Morick, D and Eyal, O and Baneth, G. 2011. Molecular detection of Ehrlichia canis, Anaplasma bovis, Anaplasma platys, Candidatus Midichloria mitochondrii and Babesia canis vogeli in ticks from Israel.. Clinical microbiology and infection : the official publication of the European Society of Clinical Microbiology and Infectious Diseases. 17-3-mar 459--63
155. Hartelt, Kathrin and Oehme, Rainer and Frank, Henning and Brockmann, Stefan O and Hassler, Dieter and Kimmig, Peter. 2004. Pathogens and symbionts in ticks: prevalence of Anaplasma phagocytophilum (Ehrlichia sp.), Wolbachia sp., Rickettsia sp., and Babesia sp. in Southern Germany.. International journal of medical microbiology : IJMM. 293 Suppl --apr 86--92
156. Hartelt, K and Rieker, T and Oehme, R M and Brockmann, S O and M\"{u}ller, W and Dorn, N. 2007. First evidence of Babesia gibsoni (Asian genotype) in dogs in Western Europe.. Vector borne and zoonotic diseases (Larchmont, N.Y.). 7-2-jan 163--6

The present document has been produced and adopted by the bodies identified above as authors). This task has been carried out exclusively by the author(s) in the context of a contract between the European Food Safety Authority and the author(s), awarded following a tender procedure. The present document is published complying with the transparency principle to which the Authority is subject. It may not be considered as an output adopted by the Authority. The European food Safety Authority reserves its rights, view and position as regards the issues addressed and the conclusions reached in the present document, without prejudice to the rights of the authors.

157. Hartelt, Kathrin and Pluta, Silvia and Oehme, Rainer and Kimmig, Peter. 2008. Spread of ticks and tick-borne diseases in Germany due to global warming.. Parasitology research. 103 Suppl --dec S109--16
158. Hasle, Gunnar and Bjune, Gunnar A and Christensson, Dan and R\o ed, Knut H and Whist, Anne C and Leinaas, Hans P. 2010. Detection of Babesia divergens in southern Norway by using an immunofluorescence antibody test in cow sera.. Acta veterinaria Scandinavica. 52--jan 55
159. Hauri, Anja M and Hofstetter, Iris and Seibold, Erik and Kaysser, Philip and Eckert, Juergen and Neubauer, Heinrich and Splettstoesser, Wolf D. 2010. Investigating an airborne tularemia outbreak, Germany.. Emerging infectious diseases. 16-2-mar 238--43
160. Henn, Jennifer B and Vanhorn, Brian A and Kasten, Rickie W and Kachani, Malika and Chomel, Bruno B. 2006. Antibodies to Bartonella vinsonii subsp. Berkhoffii in Moroccan dogs.. The American journal of tropical medicine and hygiene. 74-2-mar 222--3
161. Henningsson, A J and Malmvall, B-E and Ernerudh, J and Matussek, A and Forsberg, P. 2010. Neuroborreliosis--an epidemiological, clinical and healthcare cost study from an endemic area in the south-east of Sweden.. Clinical microbiology and infection : the official publication of the European Society of Clinical Microbiology and Infectious Diseases. 16-8-aug 1245--51
162. Hercik, K and H\'{a}sov\'{a}, V and Janecek, J and Branny, P. 2007. Molecular evidence of Bartonella DNA in ixodid ticks in Czechia.. Folia microbiologica. 52-5-jan 503--9
163. Hildebrandt, Anke and Schmidt, Karl-Hermann and Fingerle, Volker and Wilske, Bettina and Straube, Eberhard. 2002. Prevalence of granulocytic Ehrlichiae in Ixodes ricinus ticks in Middle Germany (Thuringia) detected by PCR and sequencing of a 16S ribosomal DNA fragment.. FEMS microbiology letters. 211-2-jun 225--30
164. Hildebrandt, A and Schmidt, K H and Wilske, B and Dorn, W and Straube, E and Fingerle, V. 2003. Prevalence of four species of Borrelia burgdorferi sensu lato and coinfection with Anaplasma phagocytophila in Ixodes ricinus ticks in central Germany.. European journal of clinical microbiology \& infectious diseases : official publication of the European Society of Clinical Microbiology. 22-6-jun 364--7
165. Hildebrandt, Anke and Franke, Jan and Meier, Frank and Sachse, Svea and Dorn, Wolfram and Straube, Eberhard. 2010. The potential role of migratory birds in transmission cycles of Babesia spp., Anaplasma phagocytophilum, and Rickettsia spp.. Ticks and tick-borne diseases. 1-2-jun 105--7
166. Hildebrandt, Anke and Kr\"{a}mer, Angela and Sachse, Svea and Straube, Eberhard. 2010. Detection of Rickettsia spp. and Anaplasma phagocytophilum in Ixodes ricinus ticks in a region of Middle Germany (Thuringia).. Ticks and tick-borne diseases. 1-1-mar 52--6
167. Hildebrandt, Anke and Franke, Jan and Schmoock, Gernot and Pauliks, Katharina and Kr\"{a}mer, Angela and Straube, Eberhard. 2011. Diversity and coexistence of tick-borne pathogens in central Germany.. Journal of medical entomology. 48-3-may 651--5
168. Hilpertshauser, Heidi and Deplazes, Peter and Schnyder, Manuela and Gern, Lise and Mathis, Alexander. 2006. Babesia spp. identified by PCR in ticks collected from domestic and wild ruminants in southern Switzerland.. Applied and environmental microbiology. 72-10-oct 6503--7
169. Hilpertshauser, H and Deplazes, P and Meli, M L and Hofmann-Lehmann, R and Lutz, H and Mathis, A. 2007. Genotyping of Babesia bigemina from cattle from a non-endemic area (Switzerland).. Veterinary parasitology. 145-1-2-apr 59--64
170. Hoby, Stefan and Mathis, Alexander and Doherr, Marcus G and Robert, Nadia and Ryser-Degiorgis, Marie-Pierre. 2009. Babesia capreoli infections in alpine chamois (Rupicapra r. Rupicapra), roe deer (Capreolus c. Capreolus) and red deer (Cervus elaphus) from Switzerland.. Journal of wildlife diseases. 45-3-jul 748--53
171. Hofmann-Lehmann, Regina and Meli, Marina L and Dreher, Ute M and G\"{o}nczi, Enik\"{o} and Deplazes, Peter and Braun, Ueli and Engels, Monika and Sch\"{u}pbach, J\"{o}rg and J\"{o}rger, Kaspar and Thoma, Rudolf and Griot, Christian and St\"{a}rk, Katharin. 2004. Concurrent infections with vector-borne pathogens associated with fatal hemolytic anemia in a cattle herd in Switzerland.. Journal of clinical microbiology. 42-8-aug 3775--80
172. Hogerwerf, Lenny and van den Brom, Ren\'{e} and Roest, Hendrik I J and Bouma, Annemarie and Vellema, Piet and Pieterse, Maarten and Dercksen, Daan and Nielen, Mirjam. 2011. Reduction of Coxiella burnetii prevalence by vaccination of goats and sheep, The Netherlands.. Emerging infectious diseases.

The present document has been produced and adopted by the bodies identified above as authors). This task has been carried out exclusively by the author(s) in the context of a contract between the European Food Safety Authority and the author(s), awarded following a tender procedure. The present document is published complying with the transparency principle to which the Authority is subject. It may not be considered as an output adopted by the Authority. The European food Safety Authority reserves its rights, view and position as regards the issues addressed and the conclusions reached in the present document, without prejudice to the rights of the authors.

17-3-mar 379--86

173. Holmberg, M and Mills, J N and McGill, S and Benjamin, G and Ellis, B A. 2003. Bartonella infection in sylvatic small mammals of central Sweden.. Epidemiology and infection. 130-1-mar 149--57
174. Hornok, S\'{a}ndor and Edelhofer, R and Farkas, R. 2006. Seroprevalence of canine babesiosis in Hungary suggesting breed predisposition.. Parasitology research. 99-6-nov 638--42
175. Hornok, S and Edelhofer, Renate and Szot\'{a}czky, I and Hajt\'{o}s, I. 2006. Babesia divergens becoming extinct in cattle of Northeast Hungary: new data on the past and present situation.. Acta veterinaria Hungarica. 54-4-dec 493--501
176. Hornok, S\'{a}ndor and Elek, Vilmos and de la Fuente, Jos\'{e} and Naranjo, Victoria and Farkas, R\'{o}bert and Majoros, G\'{a}bor and F\"{o}ldv\'{a}ri, G\'{a}bor. 2007. First serological and molecular evidence on the endemicity of Anaplasma ovis and A. marginale in Hungary.. Veterinary microbiology. 122-3-4-jun 316--22
177. Hornok, S\'{a}ndor. 2009. Allochronic seasonal peak activities of Dermacentor and Haemaphysalis spp. under continental climate in Hungary.. Veterinary parasitology. 163-4-aug 366--9
178. Hubalek, Z and Halouzka, J and Juricov\'{a}, Z. 2003. Longitudinal surveillance of the tick Ixodes ricinus for borreliae.. Medical and veterinary entomology. 17-1-mar 46--51
179. Hubalek, Zdenek and St\"{u}nzner, Doris and Halouzka, Jir\'{\i} and Sixl, Wolfdieter and Wendelin, Ilse and Juricov\'{a}, Zina and Sanogo, Yibairi Os\'{e}e. 2003. Prevalence of borreliae in ixodid ticks from a floodplain forest ecosystem.. Wiener klinische Wochenschrift. 115-3-4-feb 121--4
180. Hubalek, Z and Halouzka, J and Juricov\'{a}, Z and Sikutov\'{a}, S and Rudolf, I. 2006. Effect of forest clearing on the abundance of Ixodes ricinus ticks and the prevalence of Borrelia burgdorferi s.l.. Medical and veterinary entomology. 20-2-jun 166--72
181. Hudson, P J and Rizzoli, A and Ros\`{a}, R and Chemini, C and Jones, L D and Gould, E A. 2001. Tick-borne encephalitis virus in northern Italy: molecular analysis, relationships with density and seasonal dynamics of Ixodes ricinus.. Medical and veterinary entomology. 15-3-sep 304--13
182. Huegli, D and Hu, C M and Humair, P-F and Wilske, B and Gern, L. 2002. Apodemus species mice are reservoir hosts of Borrelia garinii OspA serotype 4 in Switzerland.. Journal of clinical microbiology. 40-12-dec 4735--7
183. Hulinska, D and Vot\'{y}pka, J and Vanousov\'{a}, D and Hercogov\'{a}, J and Hul\'{\i}nsk\'{y}, V and Drevov\'{a}, H and Kurzov\'{a}, Z and Uherkov\'{a}, L. 2009. Identification of Anaplasma phagocytophilum and Borrelia burgdorferi sensu lato in patients with erythema migrans.. Folia microbiologica. 54-3-jan 246--56
184. Hunfeld, Klaus-Peter and Lambert, Annette and Kampen, Helge and Albert, Sabine and Epe, Christian and Brade, Volker and Tenter, Astrid M. 2002. Seroprevalence of Babesia infections in humans exposed to ticks in midwestern Germany.. Journal of clinical microbiology. 40-7-jul 2431--6
185. Ibarra, V and Oteo, J A and Portillo, A and Santib\'{a}\~{n}ez, S and Blanco, J R and Metola, L and Eiros, J M and P\'{e}rez-Mart\'{\i}nez, L and Sanz, M. 2006. Rickettsia slovaca infection: DEBONEL/TIBOLA.. Annals of the New York Academy of Sciences. 1078--oct 206--14
186. Ica, A and Vatansever, Z and Yildirim, A and Duzlu, O and Inci, A. 2007. Detection of Theileria and Babesia species in ticks collected from cattle.. Veterinary parasitology. 148-2-sep 156--60
187. Ica, Anil and Inci, Abdullah and Vatansever, Zati and Karaer, Zafer. 2007. Status of tick infestation of cattle in the Kayseri region of Turkey.. Parasitology research. 101 Suppl --sep S167--9
188. Ioannou, I. 2011. Species composition, distribution, ecological preferences and host association of hard ticks (ixodidae), in cuyprus. Conference proceedings. --
189. Jääskeläinen, Anu E and Sironen, Tarja and Murueva, Galina B and Subbotina, Nataliya and Alekseev, Andrey N and Castrén, Janne and Alitalo, Ilkka and Vaheri, Antti and Vapalahti, Olli. 2010. Tick-borne encephalitis virus in ticks in Finland, Russian Karelia and Buryatia.. The Journal of general virology. 91-Pt 11-nov 2706--12
190. Jado, Isabel and Oteo, Jos\'{e} A and Ald\'{a}miz, Mikel and Gil, Horacio and Escudero, Raquel and Ibarra, Valvanera and Portu, Joseba and Portillo, Aranzazu and Lezaun, Mar\'{\i}a J and Garc\'{\i}a-Amil, Cristina and Rodr\'{\i}guez-Moreno, Isabel and And. 2007. Rickettsia monacensis and human disease, Spain.. Emerging infectious diseases. 13-9-sep 1405--7
191. Janouskovcova, Eva and Z\'{a}kovsk\'{a}, Alena and Halouzka, Jir\'{\i} and Dendis, Milos. 2004.

The present document has been produced and adopted by the bodies identified above as authors). This task has been carried out exclusively by the author(s) in the context of a contract between the European Food Safety Authority and the author(s), awarded following a tender procedure. The present document is published complying with the transparency principle to which the Authority is subject. It may not be considered as an output adopted by the Authority. The European food Safety Authority reserves its rights, view and position as regards the issues addressed and the conclusions reached in the present document, without prejudice to the rights of the authors.

Occurrence of Borrelia afzelii and Borrelia garinii in Ixodes ricinus ticks from southern Moravia, Czech Republic.. Vector borne and zoonotic diseases (Larchmont, N.Y.). 4-1-jan 43--52

192. Jenkins, A and Kristiansen, B E and Allum, A G and Aakre, R K and Strand, L and Kleveland, E J and van de Pol, I and Schouls, L. 2001. Borrelia burgdorferi sensu lato and Ehrlichia spp. in Ixodes ticks from southern Norway.. Journal of clinical microbiology. 39-10-oct 3666--71
193. Jenzora, Andrea and Jansen, Andreas and Ranisch, Heidrun and Lierz, Michael and Wichmann, Ole and Grunow, Roland. 2008. Seroprevalence study of Francisella tularensis among hunters in Germany.. FEMS immunology and medical microbiology. 53-2-jul 183--9
194. Johan, F\"{a}lt and Asa, Lundgren and Rolf, Alsterlund and Barbro, Carlsson and Ingvar, Eliasson and Mats, Haglund and Ake, Lundkvist and Sirkka, Vene and Bo, Settergren. 2006. Tick-borne encephalitis (TBE) in Sk\aa ne, southern Sweden: A new TBE endemic region?. Scandinavian journal of infectious diseases. 38-9-jan 800--4
195. Jouda, Fatima and Perret, Jean-Luc and Gern, Lise. 2004. Ixodes ricinus density, and distribution and prevalence of Borrelia burgdorferi sensu lato infection along an altitudinal gradient.. Journal of medical entomology. 41-2-mar 162--9
196. Juceviciene, Aurita and Zygutiene, Milda and Leinikki, Pauli and Brummer-Korvenkontio, Henrikki and Salminen, Mika and Han, Xiuqi and Vapalahti, Olli. 2005. Tick-borne encephalitis virus infections in Lithuanian domestic animals and ticks.. Scandinavian journal of infectious diseases. 37-10-jan 742--6
197. Juricova, Z and Hubalek, Z. 2009. Serologic survey of the wild boar (Sus scrofa) for Borrelia burgdorferi sensu lato.. Vector borne and zoonotic diseases (Larchmont, N.Y.). 9-5-oct 479--82
198. Juvet, Florence and Lappin, Michael R and Brennan, Sheila and Mooney, Carmel T. 2010. Prevalence of selected infectious agents in cats in Ireland.. Journal of feline medicine and surgery. 12-6-jun 476--82
199. Kachrimanidou, Melania and Souliou, Efimia and Pavlidou, Vassiliki and Antoniadis, Antonis and Papa, Anna. 2010. First detection of Rickettsia slovaca in Greece.. Experimental \& applied acarology. 50-1-jan 93--6
200. Kaiser, Reinhard. 2002. Tick-borne encephalitis (TBE) in Germany and clinical course of the disease.. International journal of medical microbiology : IJMM. 291 Suppl --jul 58--61
201. Kampen, Helge and R\"{o}tzel, Diana C and Kurtenbach, Klaus and Maier, Walter A and Seitz, Hanns M. 2004. Substantial rise in the prevalence of Lyme borreliosis spirochetes in a region of western Germany over a 10-year period.. Applied and environmental microbiology. 70-3-mar 1576--82
202. Kantsø B, Svendsen CB, Jensen PM, Vennestrøm J, Krogfelt KA. 2010. Seasonal and habitat variation in the prevalence of Rickettsia helvetica in Ixodes ricinus ticks from Denmark. Ticks Tick Borne Dis. 1-2-Jun 101-3
203. Karadenizli, Aynur and Gurcan, Saban and Kolayli, Fetiye and Vahaboglu, Haluk. 2005. Outbreak of tularaemia in Golcuk, Turkey in 2005: report of 5 cases and an overview of the literature from Turkey.. Scandinavian journal of infectious diseases. 37-10-jan 712--6
204. Karagenc, Tulin Ilhan and Pasa, Serdar and Kirli, Gulcan and Hosgor, Murat and Bilgic, Huseyin Bilgin and Ozon, Yavuz Hakan and Atasoy, Abidin and Eren, Hasan. 2006. A parasitological, molecular and serological survey of Hepatozoon canis infection in dogs around the Aegean coast of Turkey.. Veterinary parasitology. 135-2-jan 113--9
205. Karagiannis, I and Schimmer, B and {Van Lier}, A and Timen, A and Schneeberger, P and {Van Rotterdam}, B and {De Bruin}, A and Wijkmans, C and Rietveld, A and {Van Duynhoven}, Y. 2009. Investigation of a Q fever outbreak in a rural area of The Netherlands.. Epidemiology and infection. 137-9-sep 1283--94
206. Karatepe, Bilge and Karatepe, Mustafa and Cakmak, AyÅŸe and Karaer, Zafer and Erg\"{u}n, G\"{u}l. 2009. Investigation of seroprevalence of Theileria equi and Babesia caballi in horses in Nigde province, Turkey.. Tropical animal health and production. 41-1-jan 109--13
207. Karbowiak, Grzegorz and Vichova, Bronislava and Majlathova, Viktoria and Hapunik, Joanna and Petko, Branislav. 2009. Anaplasma phagocytophilum infection of red foxes (Vulpes vulpes).. Annals of agricultural and environmental medicine : AAEM. 16-2-dec 299--300
208. Karti, S Sami and Odabasi, Zekaver and Korten, Volkan and Yilmaz, Mustafa and Sonmez, Mehmet and Caylan, Rahmet and Akdogan, Elif and Eren, Necmi and Koksal, Iftihar and Ovali, Ercument and Erickson, Bobbie R and Vincent, Martin J and Nichol, Stuart T and. 2004. Crimean-Congo hemorrhagic

The present document has been produced and adopted by the bodies identified above as authors). This task has been carried out exclusively by the author(s) in the context of a contract between the European Food Safety Authority and the author(s), awarded following a tender procedure. The present document is published complying with the transparency principle to which the Authority is subject. It may not be considered as an output adopted by the Authority. The European food Safety Authority reserves its rights, view and position as regards the issues addressed and the conclusions reached in the present document, without prejudice to the rights of the authors.

fever in Turkey.. Emerging infectious diseases. 10-8-aug 1379--84

209. Kaya, Ayse Demet and Parlak, Ali Haydar and Ozturk, Cihadiye Elif and Behcet, Mustafa. 2008. Seroprevalence of Borrelia burgdorferi infection among forestry workers and farmers in Duzce, north-western Turkey.. The new microbiologica. 31-2-apr 203--9
210. Kennerman, E and Rousset, E and G\"{o}lc\"{u}, E and Dufour, P. 2010. Seroprevalence of Q fever (coxiellosis) in sheep from the Southern Marmara Region, Turkey.. Comparative immunology, microbiology and infectious diseases. 33-1-jan 37--45
211. Kernif, Tahar and Aissi, Meriem and Doumandji, Salah-Eddine and Chomel, Bruno B and Raoult, Didier and Bitam, Idir. 2010. Molecular evidence of Bartonella infection in domestic dogs from Algeria, North Africa, by polymerase chain reaction (PCR).. The American journal of tropical medicine and hygiene. 83-2-aug 298--300
212. Keysary, Avi and Massung, Robert F and Inbar, Moshe and Wallach, Arian D and Shanas, Uri and Mumcuoglu, Kosta Y and Waner, Trevor. 2007. Molecular evidence for Anaplasma phagocytophilum in Israel.. Emerging infectious diseases. 13-9-sep 1411--2
213. Khanakah, Gelas and Kocianov\'{a}, Elena and Vyrostekov\'{a}, Vanda and Reh\'{a}cek, Jozef and Kundi, Michael and Stanek, Gerold. 2006. Seasonal variations in detecting Borrelia burgdorferi sensu lato in rodents from north eastern Austria.. Wiener klinische Wochenschrift. 118-23-24-dec 754--8
214. Kiffner, Christian and L\"{o}dige, Christina and Alings, Matthias and Vor, Torsten and R\"{u}he, Ferdinand. 2010. Abundance estimation of Ixodes ticks (Acari: Ixodidae) on roe deer (Capreolus capreolus).. Experimental \& applied acarology. 52-1-sep 73--84
215. Kiffner, C and Vor, T and Hagedorn, P and Niedrig, M and R\"{u}he, F. 2011. Determinants of tick-borne encephalitis virus antibody presence in roe deer (Capreolus capreolus) sera.. Medical and veterinary entomology. --may
216. Kilic, Selcuk and Yilmaz, Gul Ruhsar and Komiya, Tomoyoshi and Kurtoglu, Yasemin and Karakoc, Esra Alp. 2008. Prevalence of Coxiella burnetii antibodies in blood donors in Ankara, Central Anatolia, Turkey.. The new microbiologica. 31-4-oct 527--34
217. King, Lisa A and Goirand, Laurence and Tissot-Dupont, Herv\'{e} and Giunta, Bruno and Giraud, Christine and Colardelle, Claude and Duquesne, V\'{e}ronique and Rousset, Elodie and Aubert, Michel and Thi\'{e}ry, Richard and Calatayud, Laurence and Daurat, G. 2011. Outbreak of Q fever, Florac, Southern France, Spring 2007.. Vector borne and zoonotic diseases (Larchmont, N.Y.). 11-4-may 341--7
218. Kipp, Susanne and Goedecke, Andreas and Dorn, Wolfram and Wilske, Bettina and Fingerle, Volker. 2006. Role of birds in Thuringia, Germany, in the natural cycle of Borrelia burgdorferi sensu lato, the Lyme disease spirochaete.. International journal of medical microbiology : IJMM. 296 Suppl --may 125--8
219. Kiss, Timea and Cadar, Daniel and Krupaci, Alexandra Florina and Bordeanu, Armela and BrudaÅŸcÄƒ, Gheorghe Florinel and Mihalca, Andrei Daniel and Mircean, Viorica and Gliga, Lucia and Dumitrache, Mirabela Oana and Sp\^{\i}nu, Marina. 2011. Serological Reactivity to Borrelia burgdorferi Sensu Lato in Dogs and Horses from Distinct Areas in Romania.. Vector borne and zoonotic diseases (Larchmont, N.Y.). --may
220. Kjelland, Vivian and Stuen, Snorre and Skarpaas, Tone and Slettan, Audun. 2010. Prevalence and genotypes of Borrelia burgdorferi sensu lato infection in Ixodes ricinus ticks in southern Norway.. Scandinavian journal of infectious diseases. 42-8-aug 579--85
221. Kjelland, Vivian and Stuen, Snorre and Skarpaas, Tone and Slettan, Audun. 2010. Borrelia burgdorferi sensu lato in Ixodes ricinus ticks collected from migratory birds in Southern Norway.. Acta veterinaria Scandinavica. 52-1-jan 59
222. Kjelland, Vivian and Ytrehus, Bj\o rnar and Vik\o rren, Turid and Stuen, Snorre and Skarpaas, Tone and Slettan, Audun. 2011. Borrelia burgdorferi sensu lato detected in skin of Norwegian mountain hares (Lepus timidus) without signs of dissemination.. Journal of wildlife diseases. 47-2-apr 293--9
223. Klaus, C and Hoffmann, B and Hering, U and Mielke, B and Sachse, K and Beer, M and S\"{u}ss, J. 2010. Tick-borne encephalitis (TBE) virus prevalence and virus genome characterization in field-collected ticks (Ixodes ricinus) from risk, non-risk and former risk areas of TBE, and in ticks removed from humans in Germany.. Clinical microbiology and infection : the official publication of the European Society of Clinical Microbiology and Infectious Diseases. 16-3-mar 238--44
224. Klaus, Christine and Hoffmann, Bernd and Beer, Martin and M\"{u}ller, Werner and Stark, Bernhard and

The present document has been produced and adopted by the bodies identified above as authors). This task has been carried out exclusively by the author(s) in the context of a contract between the European Food Safety Authority and the author(s), awarded following a tender procedure. The present document is published complying with the transparency principle to which the Authority is subject. It may not be considered as an output adopted by the Authority. The European food Safety Authority reserves its rights, view and position as regards the issues addressed and the conclusions reached in the present document, without prejudice to the rights of the authors.

Bader, Wolf and Stiasny, Karin and Heinz, Franz X and S\"{u}ss, Jochen. 2010. Seroprevalence of tick-borne encephalitis (TBE) in naturally exposed monkeys (Macaca sylvanus) and sheep and prevalence of TBE virus in ticks in a TBE endemic area in Germany.. Ticks and tick-borne diseases. 1-3-sep 141--4

225. Koci, Juraj and Movila, Alexandru and Taragel'ov\'{a}, Veronika and Toderas, Ion and Uspenskaia, Inga and Derd\'{a}kov\'{a}, Mark\'{e}ta and Labuda, Milan. 2007. First report of Anaplasma phagocytophilum and its co-infections with Borrelia burgdorferi sensu lato in Ixodes ricinus ticks (Acari: Ixodidae) from Republic of Moldova.. Experimental \& applied acarology. 41-1-2-jan 147--52
226. Kocianova, Elena and Kost'anov\'{a}, Zina and Stefanidesov\'{a}, Katar\'{\i}na and Spitalsk\'{a}, Eva and Boldis, Vojtech and Huckov\'{a}, Daniela and Stanek, Gerold. 2008. Serologic evidence of Anaplasma phagocytophilum infections in patients with a history of tick bite in central Slovakia.. Wiener klinische Wochenschrift. 120-13-14-jan 427--31
227. Koene, R P M and Schimmer, B and Rensen, H and Biesheuvel, M and de Bruin, A and Lohuis, A and Horrevorts, A and Lunel, F Verduyn and Delsing, C E and Hautvast, J L A. 2011. A Q fever outbreak in a psychiatric care institution in The Netherlands.. Epidemiology and infection. 139-1-jan 13--8
228. Kohn, B and Silaghi, C and Galke, D and Arndt, G and Pfister, K. 2011. Infections with Anaplasma phagocytophilum in dogs in Germany.. Research in veterinary science. 91-1-aug 71--6
229. Komitova, Radka and Nenova, Rumiana and Padeshki, Plamen and Ivanov, Ivan and Popov, Vassil and Petrov, Petar. 2010. Tularemia in bulgaria 2003-2004.. Journal of infection in developing countries. 4-11-jan 689--94
230. Kowalski, J and Hopfenm\"{u}ller, W and Fingerle, V and Malberg, H and Eisenbl\"{a}tter, M and Wagner, J and Miksits, K and Hahn, H and Ignatius, R. 2006. Seroprevalence of human granulocytic anaplasmosis in Berlin/Brandenburg, Germany: an 8-year survey.. Clinical microbiology and infection : the official publication of the European Society of Clinical Microbiology and Infectious Diseases. 12-9-sep 924--7
231. Krisztalovics, K and Ferenczi, E and Molnar, Z and Csohan, A and Ban, E and Zoldi, V and Kaszas, K. 2008. West Nile virus infections in Hungary, August-September 2008.. Euro surveillance : bulletin europ\'{e}en sur les maladies transmissibles = European communicable disease bulletin. 13-45-dec pii: 19030
232. Kubelova, Michaela and Tkadlec, Emil and Bedn\'{a}Å™, Marek and Roubalov\'{a}, Eva and Sirok\'{y}, Pavel. 2011. West-to-east differences of Babesia canis canis prevalence in Dermacentor reticulatus ticks in Slovakia.. Veterinary parasitology. --mar
233. Kuhn, J H and Seregin, S V and Morzunov, S P and Petrova, I D and Vyshemirskii, O I and Lvov, D K and Tyunnikov, G I and Gutorov, V V and Netesov, S V and Petrov, V S. 2004. Genetic analysis of the M RNA segment of Crimean-Congo hemorrhagic fever virus strains involved in the recent outbreaks in Russia.. Archives of virology. 149-11-nov 2199--213
234. Kupvca, Anne M. and Essbauer, Sandra and Zoeller, Gudrun and de Mendon\c{c}a, Philippe G. and Brey, Roland and Rinder, Monika and Pfister, Kurt and Spiegel, Martin and Doerrbecker, Bastian and Pfeffer, Martin. 2010. Isolation and molecular characterization of a tick-borne encephalitis virus strain from a new tick-borne encephalitis focus with severe cases in Bavaria, Germany. Ticks and Tick-borne Diseases. 1-1-mar 44--51
235. Kurhanova. 2011. seroprevalence of spotted fever gropup ricksttsioses in western ukraine and prospectives for the future. Conference proceedings. --
236. Kuzna-Grygiel, Wanda and Bukowska, Katarzyna and Cichocka, Agnieszka and Kosik-Bogacka, Danuta and Skotarczak, BogumiÅ‚a. 2002. The prevalence of piroplasms in a population of Ixodes ricinus (Acari: Ixodidae) from north-western Poland.. Annals of agricultural and environmental medicine : AAEM. 9-2-jan 175--8
237. Ladbury, Georgia A F and Stuen, Snorre and Thomas, Rachael and Bown, Kevin J and Woldehiwet, Zerai and Granquist, Erik G and Bergstr\"{o}m, Karin and Birtles, Richard J. 2008. Dynamic transmission of numerous Anaplasma phagocytophilum genotypes among lambs in an infected sheep flock in an area of anaplasmosis endemicity.. Journal of clinical microbiology. 46-5-may 1686--91
238. Langton, C and Gray, J S and Waters, P F and Holman, P J. 2003. Naturally acquired babesiosis in a reindeer (Rangifer tarandus tarandus) herd in Great Britain.. Parasitology research. 89-3-mar 194--8
239. Larssen, K W and Afset, J E and Heier, B T and Krogh, T and Handeland, K and Vik\o ren, T and Bergh,

The present document has been produced and adopted by the bodies identified above as authors). This task has been carried out exclusively by the author(s) in the context of a contract between the European Food Safety Authority and the author(s), awarded following a tender procedure. The present document is published complying with the transparency principle to which the Authority is subject. It may not be considered as an output adopted by the Authority. The European food Safety Authority reserves its rights, view and position as regards the issues addressed and the conclusions reached in the present document, without prejudice to the rights of the authors.

K. 2011. Outbreak of tularaemia in central Norway, January to March 2011.. Euro surveillance : bulletin europ\'{e}en sur les maladies transmissibles = European communicable disease bulletin. 16-13-jan

240. {La Scola}, Bernard and Holmberg, Martin and Raoult, Didier. 2004. Lack of Bartonella sp. in 167 Ixodes ricinus ticks collected in central Sweden.. Scandinavian journal of infectious diseases. 36-4-jan 305--6
241. Laurenson, M K and McKendrick, I J and Reid, H W and Challenor, R and Mathewson, G K. 2007. Prevalence, spatial distribution and the effect of control measures on louping-ill virus in the Forest of Bowland, Lancashire.. Epidemiology and infection. 135-6-aug 963--73
242. Laursen, Kirsten and Knudsen, Jenny Dahl. 2003. Tick-borne encephalitis: a retrospective study of clinical cases in Bornholm, Denmark.. Scandinavian journal of infectious diseases. 35-5-jan 354--7
243. Leblebicioglu, Hakan and Esen, Saban and Turan, Derya and Tanyeri, Yucel and Karadenizli, Aynur and Ziyagil, Fatma and Goral, Guher. 2008. Outbreak of tularemia: a case-control study and environmental investigation in Turkey.. International journal of infectious diseases : IJID : official publication of the International Society for Infectious Diseases. 12-3-may 265--9
244. Leblond, A and Pradier, S and Pitel, P H and Fortier, G and Boireau, P and Chadoeuf, J and Sabatier, P. 2005. [An epidemiological survey of equine anaplasmosis (Anaplasma phagocytophilum) in southern France].. Revue scientifique et technique (International Office of Epizootics). 24-3-dec 899--908
245. Lencakova, Daniela and Hizo-Teufel, Cecilia and Petko, Branislav and Schulte-Spechtel, Ulrike and Stanko, Michal and Wilske, Bettina and Fingerle, Volker. 2006. Prevalence of Borrelia burgdorferi s.l. OspA types in Ixodes ricinus ticks from selected localities in Slovakia and Poland.. International journal of medical microbiology : IJMM. 296 Suppl --may 108--18
246. Lenormand, C and Jaulhac, B and {De Martino}, S and Barthel, C and Lipsker, D. 2009. Species of Borrelia burgdorferi complex that cause borrelial lymphocytoma in France.. The British journal of dermatology. 161-1-jul 174--6
247. Lillini, Eugenio and Macr\`{\i}, Gladia and Proietti, Gabriella and Scarpulla, Manuela. 2006. New findings on anaplasmosis caused by infection with Anaplasma phagocytophilum.. Annals of the New York Academy of Sciences. 1081--oct 360--70
248. Limonard, G J M. 2011. coxiella burnetii: a genuinely novel causative agent of pneumonia in the netherlands. Conference proceedings. --
249. Literak, Ivan and Kocianova, Elena and Dusbabek, Frantisek and Martinu, Jana and Podzemny, Petr and Sychra, Oldrich. 2007. Winter infestation of wild birds by ticks and chiggers (Acari: Ixodidae, Trombiculidae) in the Czech Republic.. Parasitology research. 101-6-nov 1709--11
250. Liz, Jorge S and Sumner, John W and Pfister, Kurt and Brossard, Michel. 2002. PCR detection and serological evidence of granulocytic ehrlichial infection in roe deer (Capreolus capreolus) and chamois (Rupicapra rupicapra).. Journal of clinical microbiology. 40-3-mar 892--7
251. Lledo, Lourdes and Geg\'{u}ndez, Mar\'{\i}a Isabel and Saz, Jos\'{e} Vicente and Beltr\'{a}n, Mar\'{\i}a. 2004. Screening of the prevalence of antibodies to Borrelia burgdorferi in Madrid province, Spain.. European journal of epidemiology. 19-5-jan 471--2
252. Lledo, L and Geg\'{u}ndez, M I and Fernandes, N and Sousa, R and Vicente, J and Alamo, R and Fern\'{a}ndez-Soto, P and P\'{e}rez-S\'{a}nchez, R and Bacellar, F. 2006. The seroprevalence of human infection with Rickettsia slovaca, in an area of northern Spain.. Annals of tropical medicine and parasitology. 100-4-jun 337--43
253. Lledo, Lourdes and Gim\'{e}nez-Pardo, Consuelo and Dom\'{\i}nguez-Pe\~{n}afiel, Gerardo and Sousa, Rita and Geg\'{u}ndez, Maria Isabep and Casado, Nieves and Criado, Angel. 2010. Molecular detection of hemoprotozoa and Rickettsia species in arthropods collected from wild animals in the Burgos Province, Spain.. Vector borne and zoonotic diseases (Larchmont, N.Y.). 10-8-oct 735--8
254. Loftis, Amanda D and Reeves, Will K and Szumlas, Daniel E and Abbassy, Magda M and Helmy, Ibrahim M and Moriarity, John R and Dasch, Gregory A. 2006. Rickettsial agents in Egyptian ticks collected from domestic animals.. Experimental \& applied acarology. 40-1-jan 67--81
255. Logar, Mateja and Bogovic, Petra and Cerar, Dasa and Avsic-Zupanc, Tatjana and Strle, Franc. 2006. Tick-borne encephalitis in Slovenia from 2000 to 2004: comparison of the course in adult and elderly patients.. Wiener klinische Wochenschrift. 118-21-22-dec 702--7
256. Lorusso, V and Dantas-Torres, F and Lia, R P and Tarallo, V D and Mencke, N and Capelli, G and Otranto, D. 2010. Seasonal dynamics of the brown dog tick, Rhipicephalus sanguineus, on a confined dog

The present document has been produced and adopted by the bodies identified above as authors). This task has been carried out exclusively by the author(s) in the context of a contract between the European Food Safety Authority and the author(s), awarded following a tender procedure. The present document is published complying with the transparency principle to which the Authority is subject. It may not be considered as an output adopted by the Authority. The European food Safety Authority reserves its rights, view and position as regards the issues addressed and the conclusions reached in the present document, without prejudice to the rights of the authors.

population in Italy.. Medical and veterinary entomology. 24-3-sep 309--15

257. Lotric-Furlan, Stanka and Petrovec, Miroslav and Avsic-Zupanc, Tatjana and Strle, Franc. 2003. Human granulocytic ehrlichiosis in Slovenia.. Annals of the New York Academy of Sciences. 990--jun 279--84
258. Lotric-Furlan, Stanka and Rojko, Tereza and Petrovec, Miroslav and Avsic-Zupanc, Tatjana and Strle, Franc. 2006. Epidemiological, clinical and laboratory characteristics of patients with human granulocytic anaplasmosis in Slovenia.. Wiener klinische Wochenschrift. 118-21-22-nov 708--13
259. Lovett, J K and Evans, P H and O'Connell, S and Gutowski, N J. 2008. Neuroborreliosis in the South West of England.. Epidemiology and infection. 136-12-dec 1707--11
260. Maetzel, Dorothea and Maier, Walter A and Kampen, Helge. 2005. Borrelia burgdorferi infection prevalences in questing Ixodes ricinus ticks (Acari: Ixodidae) in urban and suburban Bonn, western Germany.. Parasitology research. 95-1-jan 5--12
261. Majlathova, Vikt\'{o}ria and Majl\'{a}th, Igor and Derd\'{a}kov\'{a}, Marketa and V\'{\i}chov\'{a}, Bronislava and Pet'ko, Branislav. 2006. Borrelia lusitaniae and green lizards (Lacerta viridis), Karst Region, Slovakia.. Emerging infectious diseases. 12-12-dec 1895--901
262. Majlathova, Vikt\'{o}ria and Hurn\'{\i}kov\'{a}, Zuzana and Majl\'{a}th, Igor and Petko, Branislav. 2007. Hepatozoon canis infection in Slovakia: imported or autochthonous?. Vector borne and zoonotic diseases (Larchmont, N.Y.). 7-2-jan 199--202
263. Majlathova, Vikt\'{o}ria and Majl\'{a}th, Igor and Haklov\'{a}, Bo\v{z}ena and Hromada, Martin and Ekner, Anna and Antczak, Marcin and Tryjanowski, Piotr. 2010. Blood parasites in two co-existing species of lizards (Zootoca vivipara and Lacerta agilis).. Parasitology research. 107-5-oct 1121--7
264. Makinen, Johanna and Vuorinen, Ilppo and Oksi, Jarmo and Peltomaa, Miikka and He, Qiushui and Marjam\"{a}ki, Merja and Viljanen, Matti K. 2003. Prevalence of granulocytic Ehrlichia and Borrelia burgdorferi sensu lato in Ixodes ricinus ticks collected from Southwestern Finland and from Vormsi Island in Estonia.. APMIS : acta pathologica, microbiologica, et immunologica Scandinavica. 111-2-feb 355--62
265. Maltezou, Helen C and Constantopoulou, Ioanna and Kallergi, Constantina and Vlahou, Vasiliki and Georgakopoulos, Dimitris and Kafetzis, Dimitris A and Raoult, Didier. 2004. Q fever in children in Greece.. The American journal of tropical medicine and hygiene. 70-5-may 540--4
266. Maltezou, Helen C and Papa, Anna and Tsiodras, Sotirios and Dalla, Vasiliki and Maltezos, Efstratios and Antoniadis, Antonios. 2009. Crimean-Congo hemorrhagic fever in Greece: a public health perspective.. International journal of infectious diseases : IJID : official publication of the International Society for Infectious Diseases. 13-6-nov 713--6
267. Mannelli, A and Boggiatto, G and Grego, E and Cinco, M and Murgia, R and Stefanelli, S and {De Meneghi}, D and Rosati, S. 2003. Acarological risk of exposure to agents of tick-borne zoonoses in the first recognized Italian focus of Lyme borreliosis.. Epidemiology and infection. 131-3-dec 1139--47
268. Mannelli, A and Mandola, M L and Pedri, P and Tripoli, M and Nebbia, P. 2003. Associations between dogs that were serologically positive for Rickettsia conorii relative to the residences of two human cases of Mediterranean spotted fever in Piemonte (Italy).. Preventive veterinary medicine. 60-1-jul 13--26
269. Mannelli, Alessandro and Nebbia, Patrizia and Tramuta, Clara and Grego, Elena and Tomassone, Laura and Ainardi, Romina and Venturini, Lucia and {De Meneghi}, Daniele and Meneguz, Pier Giuseppe. 2005. Borrelia burgdorferi sensu lato infection in larval Ixodes ricinus (Acari: Ixodidae) feeding on blackbirds in northwestern Italy.. Journal of medical entomology. 42-2-mar 168--75
270. Mariè, J.-L.. 2011. Rickettsia massiliae infecting rhipichephalus turanicus ticks found on red foxes (vulpes vulpes) in soth-eastern france. Conference proceedings. --
271. Marie-Ang\`{e}le, Poupon and Lommano, Elena and Humair, Pierre-Fran\c{c}ois and Douet, V\'{e}ronique and Rais, Olivier and Schaad, Michael and Jenni, Lukas and Gern, Lise. 2006. Prevalence of Borrelia burgdorferi sensu lato in ticks collected from migratory birds in Switzerland.. Applied and environmental microbiology. 72-1-jan 976--9
272. Marquez, F J and Rojas, A and Ibarra, V and Cantero, A and Rojas, J and Oteo, J A and Muniain, M A. 2006. Prevalence data of Rickettsia slovaca and other SFG Rickettsiae species in Dermacentor marginatus in the southeastern Iberian peninsula.. Annals of the New York Academy of Sciences. 1078--oct 328--30
273. Marquez, Francisco J. 2008. Spotted fever group Rickettsia in ticks from southeastern Spain natural parks.. Experimental \& applied acarology. 45-3-4-aug 185--94
274. Marquez, Francisco J and Rodr\'{\i}guez-Li\'{e}bana, Jos\'{e} J and Pach\'{o}n-Ib\'{a}\~{n}ez, M

The present document has been produced and adopted by the bodies identified above as authors). This task has been carried out exclusively by the author(s) in the context of a contract between the European Food Safety Authority and the author(s), awarded following a tender procedure. The present document is published complying with the transparency principle to which the Authority is subject. It may not be considered as an output adopted by the Authority. The European food Safety Authority reserves its rights, view and position as regards the issues addressed and the conclusions reached in the present document, without prejudice to the rights of the authors.

Eugenia and Docobo-P\'{e}rez, Fernando and Hidalgo-Fontiveros, Antonio and Bernabeu-Wittel, M\'{a}ximo and Muniain, Miguel A and Pach\'{o}n, Jer\'{o}nimo. 2008. Molecular screening of Bartonella species in rodents from south western Spain.. Vector borne and zoonotic diseases (Larchmont, N.Y.). 8-5-oct 695--700

275. Marquez, F J and Rodr\'{\i}guez-Li\'{e}bana, J J and Soriguer, R C and Munia\'{\i}n, M A and Bernabeu-Wittel, M and Caruz, A and Contreras-Chova, F. 2008. Spotted fever group Rickettsia in brown dog ticks Rhipicephalus sanguineus in southwestern Spain.. Parasitology research. 103-1-jun 119--22
276. Marquez, Francisco J. 2010. Molecular detection of Bartonella alsatica in European wild rabbits (Oryctolagus cuniculus) in Andalusia (Spain).. Vector borne and zoonotic diseases (Larchmont, N.Y.). 10-8-oct 731--4
277. Marquez. 2011. Bartonella diversity in rodents and insectivores from Jaen province (Andalusia, Spain). Conference proceedings. --
278. Marsot, M and Sigaud, M and Chapuis, J L and Ferquel, E and Cornet, M and Vourc'h, G. 2011. Introduced Siberian Chipmunks (Tamias sibiricus barberi) Harbor More-Diverse Borrelia burgdorferi Sensu Lato Genospecies than Native Bank Voles (Myodes glareolus).. Applied and environmental microbiology. 77-16-aug 5716--21
279. Masala, Giovanna and Porcu, Rosaura and Sanna, Giovanna and Chessa, Giovanna and Cillara, Grazia and Chisu, Valentina and Tola, Sebastiana. 2004. Occurrence, distribution, and role in abortion of Coxiella burnetii in sheep and goats in Sardinia, Italy.. Veterinary microbiology. 99-3-4-may 301--5
280. Masala, Giovanna and Porcu, Rosaura and Daga, Cinzia and Denti, Stefano and Canu, Giuliana and Patta, Cristiana and Tola, Sebastiana. 2007. Detection of pathogens in ovine and caprine abortion samples from Sardinia, Italy, by PCR.. Journal of veterinary diagnostic investigation : official publication of the American Association of Veterinary Laboratory Diagnosticians, Inc. 19-1-jan 96--8
281. Massei, Francesco and Messina, Francesco and Gori, Laura and Macchia, Pierantonio and Maggiore, Giuseppe. 2004. High prevalence of antibodies to Bartonella henselae among Italian children without evidence of cat scratch disease.. Clinical infectious diseases : an official publication of the Infectious Diseases Society of America. 38-1-jan 145--8
282. Masuzawa, Toshiyuki and Kharitonenkov, Igor G and Kadosaka, Teruki and Hashimoto, Naoya and Kudeken, Midori and Takada, Nobuhiro and Kaneda, Kazuhide and Imai, Yasuyuki. 2005. Characterization of Borrelia burgdorferi sensu lato isolated in Moscow province--a sympatric region for Ixodes ricinus and Ixodes persulcatus.. International journal of medical microbiology : IJMM. 294-7-jan 455--64
283. Masuzawa, Toshiyuki and Kharitonenkov, Igor G and Okamoto, Yoshihiro and Fukui, Takashi and Ohashi, Norio. 2008. Prevalence of Anaplasma phagocytophilum and its coinfection with Borrelia afzelii in Ixodes ricinus and Ixodes persulcatus ticks inhabiting Tver Province (Russia) - a sympatric region for both tick species.. Journal of medical microbiology. 57-Pt 8-aug 986--91
284. Matjila, Tshepo P and Nijhof, Ard M and Taoufik, Amar and Houwers, Dirk and Teske, Erik and Penzhorn, Banie L and de Lange, Thamar and Jongejan, Frans. 2005. Autochthonous canine babesiosis in The Netherlands.. Veterinary parasitology. 131-1-2-jul 23--9
285. Matsumoto, K and Ogawa, M and Brouqui, P and Raoult, D and Parola, P. 2005. Transmission of Rickettsia massiliae in the tick, Rhipicephalus turanicus.. Medical and veterinary entomology. 19-3-sep 263--70
286. Matsumoto, Kotaro and Joncour, Guy and Davoust, Bernard and Pitel, Pierre-Hugues and Chauzy, Alain and Collin, Eric and Morvan, Herv\'{e} and Vassallo, Nathalie and Brouqui, Philippe. 2006. Anaplasma phagocytophilum infection in cattle in France.. Annals of the New York Academy of Sciences. 1078--oct 491--4
287. Matsumoto, K and Marumoto, K and Joncour, G and Lamanda, P and Inokuma, H and Brouqui, P. 2007. Detection of Anaplasma phagocytophilum and Ehrlichia sp. HF strains in Ixodes ricinus ticks in Brittany, France.. Clinical microbiology and infection : the official publication of the European Society of Clinical Microbiology and Infectious Diseases. 13-3-mar 338--41
288. Matz-Rensing, K and Floto, A and Schrod, A and Becker, T and Finke, E J and Seibold, E and Splettstoesser, W D and Kaup, F-J. 2007. Epizootic of tularemia in an outdoor housed group of cynomolgus monkeys (Macaca fascicularis).. Veterinary pathology. 44-3-may 327--34

The present document has been produced and adopted by the bodies identified above as authors). This task has been carried out exclusively by the author(s) in the context of a contract between the European Food Safety Authority and the author(s), awarded following a tender procedure. The present document is published complying with the transparency principle to which the Authority is subject. It may not be considered as an output adopted by the Authority. The European food Safety Authority reserves its rights, view and position as regards the issues addressed and the conclusions reached in the present document, without prejudice to the rights of the authors.

289. Mavin, S and Hopkins, P C and MacLennan, A and Joss, A W L and Ho-Yen, D O. 2009. Urban and rural risks of Lyme disease in the Scottish Highlands.. Scottish medical journal. 54-2-may 24--6
290. McGill, Svena and Wessl\'{e}n, Lars and Hjelm, Eva and Holmberg, Martin and Auvinen, Marja Kaisa and Berggren, Karl and Grandin-Jarl, Bodil and Johnson, Ulf and Wikstr\"{o}m, Staffan and Friman, G\"{o}ran. 2005. Bartonella spp. seroprevalence in healthy Swedish blood donors.. Scandinavian journal of infectious diseases. 37-10-jan 723--30
291. Melik, W and Nilsson, A S and Johansson, M. 2007. Detection strategies of tick-borne encephalitis virus in Swedish Ixodes ricinus reveal evolutionary characteristics of emerging tick-borne flaviviruses.. Archives of virology. 152-5-jan 1027--34
292. Meric, M and Sayan, M and Dundar, D and Willke, A. 2010. Tularaemia outbreaks in Sakarya, Turkey: case-control and environmental studies.. Singapore medical journal. 51-8-aug 655--9
293. M'ghirbi, Y and Ghorbel, A and Amouri, M and Nebaoui, A and Haddad, S and Bouattour, A. 2009. Clinical, serological, and molecular evidence of ehrlichiosis and anaplasmosis in dogs in Tunisia.. Parasitology research. 104-4-mar 767--74
294. Michalik, Jerzy and Hofman, Teresa and Buczek, Alicja and Skoracki, Maciej and Sikora, Bozena. 2003. Borrelia burgdorferi s.l. in Ixodes ricinus (Acari: Ixodidae) ticks collected from vegetation and small rodents in recreational areas of the city of PoznaÅ„.. Journal of medical entomology. 40-5-sep 690--7
295. Michalik, Jerzy and Skotarczak, BogumiÅ‚a and Skoracki, Maciej and Wodecka, Beata and Sikora, Bozena and Hofman, Teresa and Rymaszewska, Anna and Sawczuk, Marek. 2005. Borrelia burgdorferi sensu stricto in yellow-necked mice and feeding Ixodes ricinus ticks in a forest habitat of west central Poland.. Journal of medical entomology. 42-5-sep 850--6
296. Mickiene, A and Vene, S and Golovljova, I and Laiskonis, A and Lindquist, L and Plyusnin, A and Lundkvist, A. 2001. Tick-borne encephalitis virus in Lithuania.. European journal of clinical microbiology \& infectious diseases : official publication of the European Society of Clinical Microbiology. 20-12-dec 886--8
297. Midilli, Kenan and Gargili, AyÅŸen and Ergonul, Onder and Seng\"{o}z, G\"{o}n\"{u}l and Ozturk, Recep and Bakar, Mehmet and Jongejan, Frans. 2007. Imported Crimean-Congo hemorrhagic fever cases in Istanbul.. BMC infectious diseases. 7--jan 54
298. Milhano, Natacha and de Carvalho, Isabel Lopes and Alves, Ana Sofia and Arroube, Sofia and Soares, Jorge and Rodriguez, Pablo and Carolino, Manuela and N\'{u}ncio, Maria Sofia and Piesman, Joseph and de Sousa, Rita. 2010. Coinfections of Rickettsia slovaca and Rickettsia helvetica with Borrelia lusitaniae in ticks collected in a Safari Park, Portugal. Ticks and Tick-borne Diseases. 1-4-dec 172--177
299. Milhano, N. 2011. Rickettsia sp. in the soft tick ornithodoros erraticus in portugal. Conference proceedings. --
300. Mokrani. 2011. spotted fever rickttsioses in batna, eastern algeria. Conference proceedings. --
301. Moretti, Annabella and Mangili, Vittorio and Salvatori, Romana and Maresca, Carmen and Scoccia, Eleonora and Torina, Alessandra and Moretta, Iolanda and Gabrielli, Simona and Tampieri, Maria P and Pietrobelli, Mario. 2010. Prevalence and diagnosis of Babesia and Theileria infections in horses in Italy: a preliminary study.. Veterinary journal (London, England : 1997). 184-3-jun 346--50
302. Mouffok, Nadjet and Parola, Philippe and Lepidi, Hubert and Raoult, Didier. 2009. Mediterranean spotted fever in Algeria--new trends.. International journal of infectious diseases : IJID : official publication of the International Society for Infectious Diseases. 13-2-mar 227--35
303. Movila, Alexandru and Reye, Anna L and Dubinina, Helen V and Tolstenkov, Oleg O and Toderas, Ion and H\"{u}bschen, Judith M and Muller, Claude P and Alekseev, Andrey N. 2011. Detection of Babesia Sp. EU1 and members of spotted fever group rickettsiae in ticks collected from migratory birds at Curonian Spit, North-Western Russia.. Vector borne and zoonotic diseases (Larchmont, N.Y.). 11-1-jan 89--91
304. Muller, W and Bocklisch, H and Sch\"{u}ler, G and Hotzel, H and Neubauer, H and Otto, P. 2007. Detection of Francisella tularensis subsp. holarctica in a European brown hare (Lepus europaeus) in Thuringia, Germany.. Veterinary microbiology. 123-1-3-jul 225--9
305. Mura, A and Masala, G and Tola, S and Satta, G and Fois, F and Piras, P and Rolain, J-M and Raoult, D and Parola, P. 2008. First direct detection of rickettsial pathogens and a new rickettsia, 'Candidatus Rickettsia barbariae', in ticks from Sardinia, Italy.. Clinical microbiology and infection : the official

The present document has been produced and adopted by the bodies identified above as authors). This task has been carried out exclusively by the author(s) in the context of a contract between the European Food Safety Authority and the author(s), awarded following a tender procedure. The present document is published complying with the transparency principle to which the Authority is subject. It may not be considered as an output adopted by the Authority. The European food Safety Authority reserves its rights, view and position as regards the issues addressed and the conclusions reached in the present document, without prejudice to the rights of the authors.

publication of the European Society of Clinical Microbiology and Infectious Diseases. 14-11-nov 1028--33

306. Mylonakis, Mathio E and Koutinas, Alex F and Baneth, Gad and Polizopoulou, Zoe and Fytianou, Anna. 2004. Mixed Ehrlichia canis, Hepatozoon canis, and presumptive Anaplasma phagocytophilum infection in a dog.. Veterinary clinical pathology / American Society for Veterinary Clinical Pathology. 33-4-jan 249--51
307. Nazzi, F and Martinelli, E and {Del Fabbro}, S and Bernardinelli, I and Milani, N and Iob, A and Pischiutti, P and Campello, C and D'Agaro, P. 2010. Ticks and Lyme borreliosis in an alpine area in northeast Italy.. Medical and veterinary entomology. 24-3-sep 220--6
308. {Nebreda Mayoral}, T and Merino, F J and Serrano, J L and Fern\'{a}ndez-Soto, P and Encinas, A and P\'{e}rez-S\'{a}nchez, R. 2004. Detection of antibodies to tick salivary antigens among patients from a region of Spain.. European journal of epidemiology. 19-1-jan 79--83
309. Nefedova, Valentina V and Korenberg, Edward I and Gorelova, Nataliya B and Kovalevskii, Yury V. 2004. Studies on the transovarial transmission of Borrelia burgdorferi sensu lato in the taiga tick Ixodes persulcatus.. Folia parasitologica. 51-1-mar 67--71
310. Nilsson, Kenneth and Lukinius, Agneta and P\aa hlson, Carl and Moron, Cecilia and Hajem, Neda'a and Olsson, Britt and Lindquist, Olle. 2005. Evidence of Rickettsia spp. infection in Sweden: a clinical, ultrastructural and serological study.. APMIS : acta pathologica, microbiologica, et immunologica Scandinavica. 113-2-feb 126--34
311. Nowak, Magdalena. 2011. Discovery of Dermacentor reticulatus (Acari: Amblyommidae) populations in the Lubuskie Province (Western Poland).. Experimental \& applied acarology. 54-2-jun 191--7
312. Nunn, M A and Barton, T R and Wanless, S and Hails, R S and Harris, M P and Nuttall, P A. 2006. Tick-borne Great Island Virus: (I) Identification of seabird host and evidence for co-feeding and viraemic transmission.. Parasitology. 132-Pt 2-feb 233--40
313. Ogden, N H and Casey, A N J and French, N P and Bown, K J and Adams, J D W and Woldehiwet, Z. 2002. Natural Ehrlichia phagocytophila transmission coefficients from sheep 'carriers' to Ixodes ricinus ticks vary with the numbers of feeding ticks.. Parasitology. 124-Pt 2-feb 127--36
314. Oncel, Taraneh and Vural, G\"{u}lay and Gicik, Yunus and Arslan, M\"{u}kremin Ozkan. 2007. Detection of Babesia (Theileria) equi (Laveran, 1901) in horses in the Kars province of Turkey.. T\"{u}rkiye parazitolojii dergisi / T\"{u}rkiye Parazitoloji DerneÄŸi = Acta parasitologica Turcica / Turkish Society for Parasitology. 31-3-jan 170--2
315. Oren, I and Kraoz, Z and Hadani, Y and Kassis, I and Zaltzman-Bershadsky, N and Finkelstein, R. 2005. An outbreak of Q fever in an urban area in Israel.. European journal of clinical microbiology \& infectious diseases : official publication of the European Society of Clinical Microbiology. 24-5-may 338--41
316. Ortuno, A and Quesada, M and L\'{o}pez, S and Miret, J and Carde\~{n}osa, N and Castell\`{a}, J and Anton, E and Segura, F. 2006. Prevalence of Rickettsia slovaca in Dermacentor marginatus ticks removed from wild boar (Sus scrofa) in northeastern Spain.. Annals of the New York Academy of Sciences. 1078--oct 324--7
317. Ortuno, A and Quesada, M and L\'{o}pez-Claessens, S and Castell\`{a}, J and Sanfeliu, I and Ant\'{o}n, E and Segura-Porta, F. 2007. The role of wild boar (Sus scrofa) in the eco-epidemiology of R. slovaca in Northeastern Spain.. Vector borne and zoonotic diseases (Larchmont, N.Y.). 7-1-jan 59--64
318. Ortuno, A and Castell\`{a}, J and Criado-Fornelio, A and Buling, A and Barba-Carretero, J C. 2008. Molecular detection of a Hepatozoon species in stray cats from a feline colony in North-eastern Spain.. Veterinary journal (London, England : 1997). 177-1-jul 134--5
319. Oteo, J A and Gil, H and Barral, M and P\'{e}rez, A and Jimenez, S and Blanco, J R and {Martinez de Artola}, V and Garc\'{\i}a-P\'{e}rez, A and Juste, R A. 2001. Presence of granulocytic ehrlichia in ticks and serological evidence of human infection in La Rioja, Spain.. Epidemiology and infection. 127-2-oct 353--8
320. Oteo, J A and Ibarra, V and Blanco, J R and {Mart\'{\i}nez de Artola}, V and M\'{a}rquez, F J and Portillo, A and Raoult, D and Anda, P. 2004. Dermacentor-borne necrosis erythema and lymphadenopathy: clinical and epidemiological features of a new tick-borne disease.. Clinical microbiology and infection : the official publication of the European Society of Clinical Microbiology and Infectious Diseases. 10-4-apr 327--31

The present document has been produced and adopted by the bodies identified above as authors). This task has been carried out exclusively by the author(s) in the context of a contract between the European Food Safety Authority and the author(s), awarded following a tender procedure. The present document is published complying with the transparency principle to which the Authority is subject. It may not be considered as an output adopted by the Authority. The European food Safety Authority reserves its rights, view and position as regards the issues addressed and the conclusions reached in the present document, without prejudice to the rights of the authors.

321. Oteo, J A and Portillo, A and Santib\'{a}\~{n}ez, S and P\'{e}rez-Mart\'{\i}nez, L and Blanco, J R and Jim\'{e}nez, S and Ibarra, V and P\'{e}rez-Palacios, A and Sanz, M. 2006. Prevalence of spotted fever group Rickettsia species detected in ticks in La Rioja, Spain.. Annals of the New York Academy of Sciences. 1078--oct 320--3
322. Ozkaya, Etem and Dincer, Ender and Carhan, Ahmet and Uyar, Yavuz and Ertek, Mustafa and Whitehouse, Chris A and Ozkul, Aykut. 2010. Molecular epidemiology of Crimean-Congo hemorrhagic fever virus in Turkey: occurrence of local topotype.. Virus research. 149-1-apr 64--70
323. Panaiotov, Stefan and Ciccozzi, Massimo and Brankova, Nadia and Levterova, Victoria and Mitova-Tiholova, Mayda and Amicosante, Massimo and Rezza, Giovanni and Kantardjiev, Todor. 2009. An outbreak of Q fever in Bulgaria.. Annali dell'Istituto superiore di sanit\`{a}. 45-1-jan 83--6
324. Pancewicz, SÅ‚awomir and Moniuszko, Anna and Bieniarz, ElÅ¼bieta and PuciÅ‚o, Katarzyna and Grygorczuk, Sambor and Zajkowska, Joanna and Czupryna, Piotr and Kondrusik, Maciej and SwierzbiÅ„ska-Pijanowska, Renata. 2011. Anti-Babesia microti antibodies in foresters highly exposed to tick bites in Poland.. Scandinavian journal of infectious diseases. 43-3-mar 197--201
325. Pantaleoni, R A and Baratti, M and Barraco, L and Contini, C and Cossu, C S and Filippelli, M T and Loru, L and Romano, M. 2010. Argas (Persicargas) persicus (Oken, 1818) (Ixodida: Argasidae) in Sicily with considerations about its Italian and West-Mediterranean distribution.. Parasite (Paris, France). 17-4-dec 349--55
326. Pantchev, Nikola and Norden, Nina and Lorentzen, Leif and Rossi, Marco and Rossi, Ulrike and Brand, Bastian and Dyachenko, Viktor. 2009. Current surveys on the prevalence and distribution of Dirofilaria spp. in dogs in Germany.. Parasitology research. 105 Suppl --aug S63--74
327. Papa, A and Bino, S and Llagami, A and Brahimaj, B and Papadimitriou, E and Pavlidou, V and Velo, E and Cahani, G and Hajdini, M and Pilaca, A and Harxhi, A and Antoniadis, A. 2002. Crimean-Congo hemorrhagic fever in Albania, 2001.. European journal of clinical microbiology \& infectious diseases : official publication of the European Society of Clinical Microbiology. 21-8-aug 603--6
328. Papa, Anna and Pavlidou, Vasiliki and Antoniadis, Antonis. 2008. Greek goat encephalitis virus strain isolated from Ixodes ricinus, Greece.. Emerging infectious diseases. 14-2-feb 330--2
329. Papazahariadou, M G and Saridomichelakis, M N and Koutinas, A F and Papadopoulos, E G and Leontides, L. 2003. Tick infestation of dogs in Thessaloniki, northern Greece.. Medical and veterinary entomology. 17-1-mar 110--3
330. Pascucci, Ilaria and Camma, Cesare. 2010. Lyme disease and the detection of Borrelia burgdorferi genospecies in Ixodes ricinus ticks from central Italy.. Veterinaria italiana. 46-2- 173--80, 181--8
331. Pavlidou, Vasiliki and Geroy, Spyros and Diza, Eudoxia and Antoniadis, Antonis and Papa, Anna. 2007. Epidemiological study of tick-borne encephalitis virus in northern Greece.. Vector borne and zoonotic diseases (Larchmont, N.Y.). 7-4-jan 611--5
332. Pavlidou, Vasiliki and Gerou, Spyros and Diza, Eudoxia and Antoniadis, Antonis and Papa, Anna. 2008. Genetic study of the distribution of Greek goat encephalitis virus in Greece.. Vector borne and zoonotic diseases (Larchmont, N.Y.). 8-3-jun 351--4
333. Paweaczyk, Agnieszka and Ogrzewalska, Maria and Zadrozna, Iwona and SiÅ„ski, Edward. 2004. The zoonotic reservoir of Borrelia burgdorferisensu lato in the Mazury Lakes district of North-Eastern Poland.. International journal of medical microbiology : IJMM. 293 Suppl --apr 167--71
334. Pawelczyk, A and Bajer, A and Behnke, J M and Gilbert, F S and Sinski, E. 2004. Factors affecting the component community structure of haemoparasites in common voles (Microtus arvalis) from the Mazury Lake District region of Poland.. Parasitology research. 92-4-mar 270--84
335. Paziewska, Anna and ZwoliÅ„ska, Lucyna and Harris, Philip D and Bajer, Anna and SiÅ„ski, Edward. 2010. Utilisation of rodent species by larvae and nymphs of hard ticks (Ixodidae) in two habitats in NE Poland.. Experimental \& applied acarology. 50-1-jan 79--91
336. Pecchioli, Elena and Hauffe, Heidi C and Tagliapietra, Valentina and Bandi, Claudio and Genchi, Claudio and Rizzoli, Annapaola. 2007. Genospecies of Borrelia burgdorferi sensu lato in Ixodes ricinus ticks from the Autonomous Province of Trento, Italy.. International journal of medical microbiology : IJMM. 297-1-feb 53--9
337. Pejchalova, K and Z\'{a}kovsk\'{a}, A and Fuc\'{\i}k, K and Sch\'{a}nilec, P. 2006. Serological confirmation of Borrelia burgdorferi infection in dogs in the Czech Republic.. Veterinary research

The present document has been produced and adopted by the bodies identified above as authors). This task has been carried out exclusively by the author(s) in the context of a contract between the European Food Safety Authority and the author(s), awarded following a tender procedure. The present document is published complying with the transparency principle to which the Authority is subject. It may not be considered as an output adopted by the Authority. The European food Safety Authority reserves its rights, view and position as regards the issues addressed and the conclusions reached in the present document, without prejudice to the rights of the authors.

communications. 30-3-apr 231--8

338. Pejchalova, Katerina and Z\'{a}kovsk\'{a}, Alena and Mejzl\'{\i}kov\'{a}, Marie and Halouzka, Jir\'{\i} and Dendis, Milos. 2007. Isolation, cultivation and identification of Borrelia burgdorferi genospecies from Ixodes ricinus ticks from the city of Brno, Czech Republic.. Annals of agricultural and environmental medicine : AAEM. 14-1-jan 75--9
339. Pennisi, M G and {La Camera}, E and Giacobbe, L and Orlandella, B M and Lentini, V and Zummo, S and Fera, M T. 2010. Molecular detection of Bartonella henselae and Bartonella clarridgeiae in clinical samples of pet cats from Southern Italy.. Research in veterinary science. 88-3-jul 379--84
340. Perugini, A G and Capuano, F and Esposito, A and Marianelli, C and Martucciello, A and Iovane, G and Galiero, G. 2009. Detection of Coxiella burnetii in buffaloes aborted fetuses by IS111 DNA amplification: a preliminary report.. Research in veterinary science. 87-2-oct 189--91
341. Petrovec, Miroslav and Bidovec, Andrej and Sumner, John W and Nicholson, William L and Childs, James E and Avsic-Zupanc, Tatjana. 2002. Infection with Anaplasma phagocytophila in cervids from Slovenia: evidence of two genotypic lineages.. Wiener klinische Wochenschrift. 114-13-14-jul 641--7
342. Piccolin, G and Benedetti, G and Doglioni, C and Lorenzato, C and Mancuso, S and Papa, N and Pitton, L and Ramon, M C and Zasio, C and Bertiato, G. 2006. A study of the presence of B. burgdorferi, Anaplasma (previously Ehrlichia) phagocytophilum, Rickettsia, and Babesia in Ixodes ricinus collected within the territory of Belluno, Italy.. Vector borne and zoonotic diseases (Larchmont, N.Y.). 6-1-jan 24--31
343. Pichon, Bruno and Rogers, Mark and Egan, Damian and Gray, Jeremy. 2005. Blood-meal analysis for the identification of reservoir hosts of tick-borne pathogens in Ireland.. Vector borne and zoonotic diseases (Larchmont, N.Y.). 5-2-jan 172--80
344. Pichon, B and Kahl, O and Hammer, B and Gray, J S. 2006. Pathogens and host DNA in Ixodes ricinus nymphal ticks from a German forest.. Vector borne and zoonotic diseases (Larchmont, N.Y.). 6-4-jan 382--7
345. Pieniazek, Norman and Sawczuk, Marek and Skotarczak, BogumiÅ‚a. 2006. Molecular identification of Babesia parasites isolated from Ixodes ricinus ticks collected in northwestern Poland.. The Journal of parasitology. 92-1-feb 32--5
346. Pietrobelli, M and Cancrini, G and Moretti, A and Tampieri, M P. 2007. Animal babesiosis: an emerging zoonosis also in Italy?. Parassitologia. 49 Suppl 1--may 33--8
347. Pistone, Dario and Pajoro, Massimo and Fabbi, Massimo and Vicari, Nadia and Marone, Piero and Genchi, Claudio and Novati, Stefano and Sassera, Davide and Epis, Sara and Bandi, Claudio. 2010. Lyme borreliosis, Po River Valley, Italy.. Emerging infectious diseases. 16-8-aug 1289--91
348. Pluta, Silvia and Hartelt, Kathrin and Oehme, Rainer and Mackenstedt, Ute and Kimmig, Peter. 2010. Prevalence of Coxiella burnetii and Rickettsia spp. in ticks and rodents in southern Germany.. Ticks and tick-borne diseases. 1-3-sep 145--7
349. Podsiaday, Edyta and Chmielewski, Tomasz and Karbowiak, Grzegorz and KÄ™dra, ElÅ¼bieta and Tylewska-Wierzbanowska, StanisÅ‚awa. 2011. The occurrence of spotted fever rickettsioses and other tick-borne infections in forest workers in Poland.. Vector borne and zoonotic diseases (Larchmont, N.Y.). 11-7-jul 985--9
350. Pons, Immaculada and Sanfeliu, Isabel and Quesada, Mariela and Anton, Esperanza and Sampere, Maite and Font, Bernat and Pla, J\'{u}lia and Segura, Ferran. 2005. Prevalence of Bartonella henselae in cats in Catalonia, Spain.. The American journal of tropical medicine and hygiene. 72-4-may 453--7
351. Pons, I and Sanfeliu, I and Carde\~{n}osa, N and Nogueras, M M and Font, B and Segura, F. 2008. Serological evidence of Bartonella henselae infection in healthy people in Catalonia, Spain.. Epidemiology and infection. 136-12-dec 1712--6
352. Pons, Immaculada and Sanfeliu, Isabel and Nogueras, Mar\'{\i}a Mercedes and Sala, Montserrat and Cervantes, Manuel and Amengual, M Jos\'{e} and Segura, Ferran. 2008. Seroprevalence of Bartonella spp. infection in HIV patients in Catalonia, Spain.. BMC infectious diseases. 8--jan 58
353. Porchet, M J and Sager, H and Muggli, L and Oppliger, A and M\"{u}ller, N and Frey, C and Gottstein, B. 2007. [A descriptive epidemiological study on canine babesiosis in the Lake Geneva region].. Schweizer Archiv f\"{u}r Tierheilkunde. 149-10-oct 457--65
354. Portillo, A and Santos, A S and Santib\'{a}\~{n}ez, S and P\'{e}rez-Mart\'{\i}nez, L and Blanco, J R and

The present document has been produced and adopted by the bodies identified above as authors). This task has been carried out exclusively by the author(s) in the context of a contract between the European Food Safety Authority and the author(s), awarded following a tender procedure. The present document is published complying with the transparency principle to which the Authority is subject. It may not be considered as an output adopted by the Authority. The European food Safety Authority reserves its rights, view and position as regards the issues addressed and the conclusions reached in the present document, without prejudice to the rights of the authors.

Ibarra, V and Oteo, J A. 2005. Detection of a non-pathogenic variant of Anaplasma phagocytophilum in Ixodes ricinus from La Rioja, Spain.. Annals of the New York Academy of Sciences. 1063--dec 333--6

355. Portillo, Ar\'{a}nzazu and Santib\'{a}\~{n}ez, Paula and Santib\'{a}\~{n}ez, Sonia and P\'{e}rez-Mart\'{\i}nez, Laura and Oteo, Jos\'{e} A. 2008. Detection of Rickettsia spp. in Haemaphysalis ticks collected in La Rioja, Spain.. Vector borne and zoonotic diseases (Larchmont, N.Y.). 8-5-oct 653--8
356. Portillo, Ar\'{a}nzazu and P\'{e}rez-Mart\'{\i}nez, Laura and Santib\'{a}\~{n}ez, Sonia and Santib\'{a}\~{n}ez, Paula and Palomar, Ana M and Oteo, Jos\'{e} A. 2011. Anaplasma spp. in wild mammals and Ixodes ricinus from the north of Spain.. Vector borne and zoonotic diseases (Larchmont, N.Y.). 11-1-jan 3--8
357. Praskova, Ivana and Bezdekova, Barbora and Zeman, Petr and Jahn, Petr. 2011. Seroprevalence of Anaplasma phagocytophilum in horses in the Czech Republic.. Ticks and tick-borne diseases. 2-2-jun 111--5
358. Psaroulaki, Anna and Spyridaki, Ioanna and Ioannidis, Alexandros and Babalis, Thomas and Gikas, Achilleas and Tselentis, Yannis. 2003. First isolation and identification of Rickettsia conorii from ticks collected in the region of Fokida in Central Greece.. Journal of clinical microbiology. 41-7-jul 3317--9
359. Psaroulaki, Anna and Germanakis, Antonis and Gikas, Achilleas and Scoulica, Efstathia and Tselentis, Yannis. 2005. Simultaneous detection of "Rickettsia mongolotimonae" in a patient and in a tick in Greece.. Journal of clinical microbiology. 43-7-jul 3558--9
360. Psaroulaki, A and Ragiadakou, D and Kouris, G and Papadopoulos, B and Chaniotis, B and Tselentis, Y. 2006. Ticks, tick-borne rickettsiae, and Coxiella burnetii in the Greek Island of Cephalonia.. Annals of the New York Academy of Sciences. 1078--oct 389--99
361. Psaroulaki, A and Hadjichristodoulou, C and Loukaides, F and Soteriades, E and Konstantinidis, A and Papastergiou, P and Ioannidou, M C and Tselentis, Y. 2006. Epidemiological study of Q fever in humans, ruminant animals, and ticks in Cyprus using a geographical information system.. European journal of clinical microbiology \& infectious diseases : official publication of the European Society of Clinical Microbiology. 25-9-oct 576--86
362. Psaroulaki, Anna and Chochlakis, Dimosthenis and Sandalakis, Vassilios and Vranakis, Iosif and Ioannou, Ioannis and Tselentis, Yannis. 2009. Phylogentic analysis of Anaplasma ovis strains isolated from sheep and goats using groEL and mps4 genes.. Veterinary microbiology. 138-3-4-sep 394--400
363. Psaroulaki, Anna and Antoniou, Maria and Toumazos, Paulos and Mazeris, Apostolos and Ioannou, Ioannis and Chochlakis, Dimosthenis and Christophi, Nikos and Loukaides, Pheidias and Patsias, Andreas and Moschandrea, Ioanna and Tselentis, Yannis. 2010. Rats as indicators of the presence and dispersal of six zoonotic microbial agents in Cyprus, an island ecosystem: a seroepidemiological study.. Transactions of the Royal Society of Tropical Medicine and Hygiene. 104-11-dec 733--9
364. Pugliese, Agostino and Beltramo, Tiziana and Torre, Donato. 2007. Seroprevalence study of Tick-borne encephalitis, Borrelia burgdorferi, Dengue and Toscana virus in Turin Province.. Cell biochemistry and function. 25-2- 185--8
365. Pugliese, A and Gennero, L and Boffito, M and Vidotto, V. 2002. Seroprevalence study of tick borne encephalitis in Turin province.. Panminerva medica. 44-3-oct 253--5
366. Punda-Polic, Volga and Petrovec, Miroslav and Trilar, Tomi and Duh, Darja and Bradaric, Nikola and Klismanic, Zorana and Avsic-Zupanc, Tatjana. 2002. Detection and identification of spotted fever group rickettsiae in ticks collected in southern Croatia.. Experimental \& applied acarology. 28-1-4-jan 169--76
367. Quessada, T and Martial-Convert, F and Arnaud, S and {Leudet De La Vallee}, H and Gilot, B and Pichot, J. 2003. Prevalence of Borrelia burgdorferi species and identification of Borrelia valaisiana in questing Ixodes ricinus in the Lyon region of France as determined by polymerase chain reaction-restriction fragment length polymorphism.. European journal of clinical microbiology \& infectious diseases : official publication of the European Society of Clinical Microbiology. 22-3-mar 165--73
368. Radulovic, Zeljko and Chochlakis, Dimosthenis and Tomanovi\'{c}, Sne\v{z}ana and Milutinovi\'{c}, Marija and Tselentis, Yannis and Psaroulaki, Anna. 2011. First detection of spotted fever group Rickettsiae in ticks in Serbia.. Vector borne and zoonotic diseases (Larchmont, N.Y.). 11-2-feb 111--5
369. Rauter, Carolin and Oehme, Rainer and Diterich, Isabel and Engele, Matthias and Hartung, Thomas. 2002. Distribution of clinically relevant Borrelia genospecies in ticks assessed by a novel, single-run, real-time PCR.. Journal of clinical microbiology. 40-1-jan 36--43

The present document has been produced and adopted by the bodies identified above as authors). This task has been carried out exclusively by the author(s) in the context of a contract between the European Food Safety Authority and the author(s), awarded following a tender procedure. The present document is published complying with the transparency principle to which the Authority is subject. It may not be considered as an output adopted by the Authority. The European food Safety Authority reserves its rights, view and position as regards the issues addressed and the conclusions reached in the present document, without prejudice to the rights of the authors.

370. Reis, Caroline and Cote, Martine and Paul, Richard E L and Bonnet, Sarah. 2010. Questing Ticks in Suburban Forest Are Infected by at Least Six Tick-Borne Pathogens.. Vector borne and zoonotic diseases (Larchmont, N.Y.). 11-7-dec 907--16
371. Reye, Anna L and H\"{u}bschen, Judith M and Sausy, Aur\'{e}lie and Muller, Claude P. 2010. Prevalence and seasonality of tick-borne pathogens in questing Ixodes ricinus ticks from Luxembourg.. Applied and environmental microbiology. 76-9-may 2923--31
372. Richter, Dania and Schlee, Daniela B and Matuschka, Franz-Rainer. 2003. Relapsing fever-like spirochetes infecting European vector tick of Lyme disease agent.. Emerging infectious diseases. 9-6-jun 697--701
373. Richter, Dania and Matuschka, Franz-Rainer. 2006. Perpetuation of the Lyme disease spirochete Borrelia lusitaniae by lizards.. Applied and environmental microbiology. 72-7-jul 4627--32
374. Rizzoli, Annapaola and Merler, Stefano and Furlanello, Cesare and Genchi, Claudio. 2002. Geographical information systems and bootstrap aggregation (bagging) of tree-based classifiers for Lyme disease risk prediction in Trentino, Italian Alps.. Journal of medical entomology. 39-3-may 485--92
375. Rizzoli, Annapaola and Neteler, Markus and Ros\`{a}, Roberto and Versini, Walter and Cristofolini, Antonio and Bregoli, Marco and Buckley, Alan and Gould, Ernest A. 2007. Early detection of tick-borne encephalitis virus spatial distribution and activity in the province of Trento, northern Italy.. Geospatial health. 1-2-may 169--76
376. Rodriguez, N F and Carranza, C and Bola\~{n}os, M and P\'{e}rez-Arellano, J L and Gutierrez, C. 2010. Seroprevalence of Coxiella burnetii in domestic ruminants in Gran Canaria Island, Spain.. Transboundary and emerging diseases. 57-1-2-may 66--7
377. Rojko, Tereza and Ruzi\'{c}-Sablji\'{c}, Eva and Strle, Franc and Lotric-Furlan, Stanka. 2005. Prevalence and incidence of Lyme borreliosis among Slovene forestry workers during the period of tick activity.. Wiener klinische Wochenschrift. 117-5-6-mar 219--25
378. Rojko, Tereza and Ursic, Tina and Avsic-Zupanc, Tatjana and Petrovec, Miroslav and Strle, Franc and Lotric-Furlan, Stanka. 2006. Seroprevalence of human anaplasmosis in slovene forestry workers.. Annals of the New York Academy of Sciences. 1078--oct 92--4
379. Rolain, Jean-Marc and Locatelli, Caroline and Chabanne, Luc and Davoust, Bernard and Raoult, Didier. 2004. Prevalence of Bartonella clarridgeiae and Bartonella henselae in domestic cats from France and detection of the organisms in erythrocytes by immunofluorescence.. Clinical and diagnostic laboratory immunology. 11-2-mar 423--5
380. Rosa, Roberto and Pugliese, Andrea and Ghosh, Mini and Perkins, Sarah E and Rizzoli, Annapaola. 2007. Temporal variation of Ixodes ricinus intensity on the rodent host Apodemus flavicollis in relation to local climate and host dynamics.. Vector borne and zoonotic diseases (Larchmont, N.Y.). 7-3-jan 285--95
381. Rosef, Olav and Paulauskas, Algimantas and Radzijevskaja, Jana. 2009. Prevalence of Borrelia burgdorferi sensu lato and Anaplasma phagocytophilum in questing Ixodes ricinus ticks in relation to the density of wild cervids.. Acta veterinaria Scandinavica. 51--jan 47
382. Ros-Garcia, A and M'Ghirbi, Y and Bouattour, A and Hurtado, A. 2011. First detection of Babesia occultans in Hyalomma ticks from Tunisia.. Parasitology. 138-5-apr 578--82
383. Rowlands, Rebecca J and Michaud, Vincent and Heath, Livio and Hutchings, Geoff and Oura, Chris and Vosloo, Wilna and Dwarka, Rahana and Onashvili, Tinatin and Albina, Emmanuel and Dixon, Linda K. 2008. African swine fever virus isolate, Georgia, 2007.. Emerging infectious diseases. 14-12-dec 1870--4
384. Rudolf, Ivo and Golovchenko, Maryna and Sikutov\'{a}, Silvie and Rudenko, Nataliia and Grubhoffer, Libor and Hub\'{a}lek, Zdenek. 2005. Babesia microti (Piroplasmida: Babesiidae) in nymphal Ixodes ricinus (Acari: Ixodidae) in the Czech Republic.. Folia parasitologica. 52-3-sep 274--6
385. Ruiz-Fons, Francisco and Fern\'{a}ndez-de-Mera, Isabel G and Acevedo, Pelayo and H\"{o}fle, Ursula and Vicente, Joaqu\'{\i}n and de la Fuente, Jos\'{e} and Gortaz\'{a}r, Christian. 2006. Ixodid ticks parasitizing Iberian red deer (Cervus elaphus hispanicus) and European wild boar (Sus scrofa) from Spain: geographical and temporal distribution.. Veterinary parasitology. 140-1-2-aug 133--42
386. Ruiz-Fons, Francisco and Rodr\'{\i}guez, Oscar and Torina, Alessandra and Naranjo, Victoria and Gort\'{a}zar, Christian and de la Fuente, Jos\'{e}. 2008. Prevalence of Coxiella burnetti infection in wild and farmed ungulates.. Veterinary microbiology. 126-1-3-jan 282--6
387. Ruiz-Fons, Francisco and Astobiza, Ianire and Barandika, Jes\'{u}s F and Hurtado, Ana and Atxaerandio,

The present document has been produced and adopted by the bodies identified above as authors). This task has been carried out exclusively by the author(s) in the context of a contract between the European Food Safety Authority and the author(s), awarded following a tender procedure. The present document is published complying with the transparency principle to which the Authority is subject. It may not be considered as an output adopted by the Authority. The European food Safety Authority reserves its rights, view and position as regards the issues addressed and the conclusions reached in the present document, without prejudice to the rights of the authors.

Raquel and Juste, Ram\'{o}n A and Garc\'{\i}a-P\'{e}rez, Ana L. 2010. Seroepidemiological study of Q fever in domestic ruminants in semi-extensive grazing systems.. BMC veterinary research. 6--jan 3

388. Rymaszewska, A. 2010. Variability within the msp2 gene in populations of Anaplasma phagocythopilum.. Folia biologica. 56-6-jan 269--75
389. Rymaszewska, Anna and Adamska, MaÅ‚gorzata. 2011. Molecular evidence of vector-borne pathogens coinfecting dogs from Poland.. Acta veterinaria Hungarica. 59-2-jun 215--23
390. Safdie, Gracia and Farrah, Iba Y and Yahia, Reem and Marva, Esther and Wilamowski, Amos and Sawalha, Samer S and Wald, Naama and Schmiedel, Judith and Moter, Annette and G\"{o}bel, Ulf B and Bercovier, Herve and Abdeen, Ziad and Assous, Marc V and Fishman. 2010. Molecular characterization of Borrelia persica, the agent of tick borne relapsing fever in Israel and the Palestinian Authority.. PloS one. 5-11-jan e14105
391. Sahin, Mitat and Atabay, Halil Ibrahim and Bicakci, Zafer and Unver, Ahmet and Otlu, Salih. 2007. Outbreaks of tularemia in Turkey.. The Kobe journal of medical sciences. 53-1-2-jan 37--42
392. Samardzic, S. and Marinkovic, T. and Marinkovic, D. and Djuricic, B. and Ristanovic, E. and Simovic, T. and Lako, B. and Vukov, B. and Bozovic, B. and Gligic, A.. 2008. Prevalence of antibodies to Rickettsiae in different regions of Serbia. Vector-Borne and Zoonotic Diseases. 8-2- 219--224
393. Santino, I and del Piano, M and Sessa, R and Favia, G and Iori, A. 2002. Detection of four Borrelia burgdorferi genospecies and first report of human granulocytic ehrlichiosis agent in Ixodes ricinus ticks collected in central Italy.. Epidemiology and infection. 129-1-aug 93--7
394. Santino, I and Iori, A and Nicoletti, M and Valletta, S and Cimmino, C and Scoarughi, G L and Santapaola, D and Sessa, R and {Del Piano}, M. . Prevalence of Borrelia Burgdorferi sensu lato genomospecies and of the human granulocytic ehrlichiosis (HGE) agent in Ixodes ricinus ticks collected in the area of Monti Lepini, Italy.. International journal of immunopathology and pharmacology. 16-2- 105--8
395. Santos, Ana Sofia and Santos-Silva, Maria Margarida and Almeida, Victor Carlos and Bacellar, F\'{a}tima and Dumler, John Stephen. 2004. Detection of Anaplasma phagocytophilum DNA in Ixodes ticks (Acari: Ixodidae) from Madeira Island and Setubal District, mainland Portugal.. Emerging infectious diseases. 10-9-sep 1643--8
396. Santos, A S and Amaro, F and Santos-Silva, M M and {De Sousa}, R and Mathias, M L and Ramalhinho, M G and Nuncio, M S and Alves, M J and Bacellar, F and Dumler, J S. 2009. Detection of antibodies against Anaplasma phagocytophilum in Algerian mice (Mus spretus), Portugal.. Vector borne and zoonotic diseases (Larchmont, N.Y.). 9-6-dec 663--9
397. Santos, Ana S and Santos-Silva, M Margarida and de Sousa, Rita and Bacellar, Fatima and Dumler, J Stephen. 2009. PCR-Based Survey of Anaplasma phagocytophilum in Portuguese Ticks (Acari: Ixodidae).. Vector borne and zoonotic diseases (Larchmont, N.Y.). 9-1-feb 33--40
398. Santos, A S and Alexandre, N and Sousa, R and N\'{u}ncio, M S and Bacellar, F and Dumler, J S. 2009. Serological and molecular survey of Anaplasma species infection in dogs with suspected tickborne disease in Portugal.. The Veterinary record. 164-6-mar 168--71
399. Santos-Silva, M and Sousa, R and Santos, A S and Lopes, D and Queijo, E and Doreta, A and Vitorino, L and Bacellar, F. 2006. Ticks and tick-borne Rickettsiae surveillance in Montesinho Natural Park, Portugal.. Annals of the New York Academy of Sciences. 1078--oct 137--42
400. Sarih, M'Hammed and Jouda, Fatima and Gern, Lise and Postic, Daniele. 2003. First isolation of Borrelia burgdorferi sensu lato from Ixodes ricinus ticks in Morocco.. Vector borne and zoonotic diseases (Larchmont, N.Y.). 3-3-jan 133--9
401. Sarih, M'Hammed and M'Ghirbi, Youmna and Bouattour, Ali and Gern, Lise and Baranton, Guy and Postic, Dani\`{e}le. 2005. Detection and identification of Ehrlichia spp. in ticks collected in Tunisia and Morocco.. Journal of clinical microbiology. 43-3-mar 1127--32
402. Sarih, Mhammed and Socolovschi, Cristina and Boudebouch, Najma and Hassar, Mohammed and Raoult, Didier and Parola, Philippe. 2008. Spotted fever group rickettsiae in ticks, Morocco.. Emerging infectious diseases. 14-7-jul 1067--73
403. Sarih, M'hammed and Garnier, Martine and Boudebouch, Najma and Bouattour, Ali and Rihani, Abdelaziz and Hassar, Mohammed and Gern, Lise and Postic, Dani\`{e}le and Cornet, Muriel. 2009. Borrelia hispanica relapsing fever, Morocco.. Emerging infectious diseases. 15-10-oct 1626--9

The present document has been produced and adopted by the bodies identified above as authors). This task has been carried out exclusively by the author(s) in the context of a contract between the European Food Safety Authority and the author(s), awarded following a tender procedure. The present document is published complying with the transparency principle to which the Authority is subject. It may not be considered as an output adopted by the Authority. The European food Safety Authority reserves its rights, view and position as regards the issues addressed and the conclusions reached in the present document, without prejudice to the rights of the authors.

404. Satta, Giuseppe and Chisu, Valentina and Cabras, Pierangela and Fois, Francesco and Masala, Giovanna. 2011. Pathogens and symbionts in ticks: a survey on tick species distribution and presence of tick-transmitted micro-organisms in Sardinia, Italy.. Journal of medical microbiology. 60-Pt 1-jan 63--8
405. Sayin, F and Din\c{c}er, S and Karaer, Z and Cakmak, A and Inci, A and Yukari, B A and Eren, H and Vatansever, Z and Nalbantoglu, S. 2003. Studies on the epidemiology of tropical theileriosis (Theileria annulata infection) in cattle in Central Anatolia, Turkey.. Tropical animal health and production. 35-6-dec 521--39
406. Scali, S and Manfredi, M T and Guidali, F. 2001. Lacerta bilineata (Reptilia, Lacertidae) as a host of Ixodes ricinus (Acari, Ixodidae) in a protected area of northern Italy.. Parassitologia. 43-4-dec 165--8
407. Schmid, Nicole and Deplazes, Peter and Hoby, Stefan and Ryser-Degiorgis, Marie-Pierre and Edelhofer, Renate and Mathis, Alexander. 2008. Babesia divergens-like organisms from free-ranging chamois (Rupicapra r. rupicapra) and roe deer (Capreolus c. capreolus) are distinct from B. divergens of cattle origin - an epidemiological and molecular genetic investigation.. Veterinary parasitology. 154-1-2-jun 14--20
408. Schorn, Sabine and Pfister, Kurt and Reulen, Holger and Mahling, Monia and Silaghi, Cornelia. 2011. Occurrence of Babesia spp., Rickettsia spp. and Bartonella spp. in Ixodes ricinus in Bavarian public parks, Germany.. Parasites \& vectors. 4--jan 135
409. Schwarz, Alexandra and Maier, Walter A and Kistemann, Thomas and Kampen, Helge. 2009. Analysis of the distribution of the tick Ixodes ricinus L. (Acari: Ixodidae) in a nature reserve of western Germany using Geographic Information Systems.. International journal of hygiene and environmental health. 212-1-jan 87--96
410. Schwarzova, K and Bet\'{a}kov\'{a}, T and Nem\'{e}th, J and Miz\'{a}kov\'{a}, A. 2006. Detection of Borrelia burgdorferi sensu lato and Chlamydophila psittaci in throat and cloacal swabs from birds migrating through Slovakia.. Folia microbiologica. 51-6-jan 653--8
411. Selmi, Marco and Bertolotti, Luigi and Tomassone, Laura and Mannelli, Alessandro. 2008. Rickettsia slovaca in Dermacentor marginatus and tick-borne lymphadenopathy, Tuscany, Italy.. Emerging infectious diseases. 14-5-may 817--20
412. Selmi, Marco and Martello, Elisa and Bertolotti, Luigi and Bisanzio, Donal and Tomassone, Laura. 2009. Rickettsia slovaca and Rickettsia raoultii in Dermacentor marginatus ticks collected on wild boars in Tuscany, Italy.. Journal of medical entomology. 46-6-nov 1490--3
413. Sen, Ece and Uchishima, Yoshiyuki and Okamoto, Yoshihiro and Fukui, Takashi and Kadosaka, Teruki and Ohashi, Norio and Masuzawa, Toshiyuki. 2011. Molecular detection of Anaplasma phagocytophilum and Borrelia burgdorferi in Ixodes ricinus ticks from Istanbul metropolitan area and rural Trakya (Thrace) region of north-western Turkey.. Ticks and tick-borne diseases. 2-2-jun 94--8
414. Sencan, Irfan and Sahin, Idris and Kaya, Demet and Oksuz, Sukru and Ozdemir, Davut and Karabay, Oguz. 2009. An outbreak of oropharyngeal tularemia with cervical adenopathy predominantly in the left side.. Yonsei medical journal. 50-1-mar 50--4
415. Shaw, S E and Binns, S H and Birtles, R J and Day, M J and Smithson, R and Kenny, M J. 2005. Molecular evidence of tick-transmitted infections in dogs and cats in the United Kingdom.. The Veterinary record. 157-21-nov 645--8
416. Sikutova, Silvie and Hornok, S\'{a}ndor and Hub\'{a}lek, Zdenek and Dolez\'{a}lkov\'{a}, Iva and Juricov\'{a}, Zina and Rudolf, Ivo. 2009. Serological survey of domestic animals for tick-borne encephalitis and Bhanja viruses in northeastern Hungary.. Veterinary microbiology. 135-3-4-mar 267--71
417. Silaghi, Cornelia and Gilles, J\'{e}r\'{e}mie and H\"{o}hle, Michael and Fingerle, Volker and Just, Frank Thomas and Pfister, Kurt. 2008. Anaplasma phagocytophilum infection in Ixodes ricinus, Bavaria, Germany.. Emerging infectious diseases. 14-6-jun 972--4
418. Silaghi, Cornelia and Gilles, J\'{e}r\'{e}mie and H\"{o}hle, Michael and Pradel, Ingrid and Just, Frank T and Fingerle, Volker and K\"{u}chenhoff, Helmut and Pfister, Kurt. 2008. Prevalence of spotted fever group rickettsiae in Ixodes ricinus (Acari: Ixodidae) in southern Germany.. Journal of medical entomology. 45-5-sep 948--55
419. Silaghi, Cornelia and Liebisch, Gabriele and Pfister, Kurt. 2011. Genetic variants of Anaplasma phagocytophilum from 14 equine granulocytic anaplasmosis cases.. Parasites \& vectors. 4-1-aug 161
420. Silaghi, Cornelia and Hamel, Dietmar and Thiel, Claudia and Pfister, Kurt and Passos, Lygia Maria Friche

The present document has been produced and adopted by the bodies identified above as authors). This task has been carried out exclusively by the author(s) in the context of a contract between the European Food Safety Authority and the author(s), awarded following a tender procedure. The present document is published complying with the transparency principle to which the Authority is subject. It may not be considered as an output adopted by the Authority. The European food Safety Authority reserves its rights, view and position as regards the issues addressed and the conclusions reached in the present document, without prejudice to the rights of the authors.

and Rehbein, Steffen. 2011. Genetic variants of Anaplasma phagocytophilum in wild caprine and cervid ungulates from the Alps in Tyrol, Austria.. Vector borne and zoonotic diseases (Larchmont, N.Y.). 11-4-apr 355--62

421. Silva, Marta G and Henriques, Gisela and S\'{a}nchez, Claudia and Marques, Patr\'{\i}cia X and Suarez, Carlos E and Oliva, Abel. 2009. First survey for Babesia bovis and Babesia bigemina infection in cattle from Central and Southern regions of Portugal using serological and DNA detection methods.. Veterinary parasitology. 166-1-2-dec 66--72
422. Simoes, Paula Brilhante and Cardoso, Lu\'{\i}s and Ara\'{u}jo, Manuela and Yisaschar-Mekuzas, Yael and Baneth, Gad. 2011. Babesiosis due to the canine Babesia microti-like small piroplasm in dogs-first report from Portugal and possible vertical transmission.. Parasites \& vectors. 4--jan 50
423. Simser, Jason A and Palmer, Ann T and Fingerle, Volker and Wilske, Bettina and Kurtti, Timothy J and Munderloh, Ulrike G. 2002. Rickettsia monacensis sp. nov., a spotted fever group Rickettsia, from ticks (Ixodes ricinus) collected in a European city park.. Applied and environmental microbiology. 68-9-sep 4559--66
424. Siaski, Edward and PaweÅ‚czyk, Agnieszka and Bajer, Anna and Behnke, Jerzy. 2006. Abundance of wild rodents, ticks and environmental risk of Lyme borreliosis: a longitudinal study in an area of Mazury Lakes district of Poland.. Annals of agricultural and environmental medicine : AAEM. 13-2-jan 295--300
425. Siroky, P Pavel and Kubelov\'{a}, Michaela and Bedn\'{a}Å™, Marek and Modr\'{y}, David and Hub\'{a}lek, Zden\v{e}k and Tkadlec, Emil. 2011. The distribution and spreading pattern of Dermacentor reticulatus over its threshold area in the Czech Republic-How much is range of this vector expanding?. Veterinary parasitology. --jul
426. Siuda, Krzysztof and Nowak, Magdalena and Gierczak, MaÅ‚gorzata. 2010. Confirmation of occurrence of Ixodes (Pholeoixodes) rugicollis Schulze et Schlottke, 1929 (Acari: Ixodidae) in Poland, including the morphological description and diagnostic features of this species.. Wiadomo\'{s}ci parazytologiczne. 56-1-jan 77--80
427. Skarpaas, Tone and Lj\o stad, Unn and Sund\o y, Anders. 2004. First human cases of tickborne encephalitis, Norway.. Emerging infectious diseases. 10-12-dec 2241--3
428. Skarpaas, Tone and Golovljova, Irina and Vene, Sirkka and Lj\o stad, Unn and Sjursen, Haakon and Plyusnin, Alexander and Lundkvist, Ake. 2006. Tickborne encephalitis virus, Norway and Denmark.. Emerging infectious diseases. 12-7-jul 1136--8
429. Skarphedinsson, Sigurdur and Jensen, Per M and Kristiansen, K\aa re. 2005. Survey of tickborne infections in Denmark.. Emerging infectious diseases. 11-7-jul 1055--61
430. Skarphedinsson, S and Lyholm, B F and Ljungberg, M and S\o gaard, P and Kolmos, H J and Nielsen, L P. 2007. Detection and identification of Anaplasma phagocytophilum, Borrelia burgdorferi, and Rickettsia helvetica in Danish Ixodes ricinus ticks.. APMIS : acta pathologica, microbiologica, et immunologica Scandinavica. 115-3-mar 225--30
431. Skotarczak, BogumiÅ‚a and Wodecka, Beata. 2003. Molecular evidence of the presence of Borrelia burgdorferi sensu lato in blood samples taken from dogs in Poland.. Annals of agricultural and environmental medicine : AAEM. 10-1-jan 113--5
432. Skotarczak, BogumiÅ‚a and Wodecka, Beata. 2005. Identification of Borrelia burgdorferi genospecies inducing Lyme disease in dogs from Western Poland.. Acta veterinaria Hungarica. 53-1-jan 13--21
433. Skotarczak, BogumiÅ‚a and Wodecka, Beata and Rymaszewska, Anna and Sawczuk, Marek and Maciejewska, Agnieszka and Adamska, MaÅ‚gorzata and Hermanowska-Szpakowicz, Teresa and SwierzbiÅ„ska, Renata. 2005. Prevalence of DNA and antibodies to Borrelia burgdorferi sensu lato in dogs suspected of borreliosis.. Annals of agricultural and environmental medicine : AAEM. 12-2-jan 199--205
434. Skotarczak, BogumiÅ‚a and Rymaszewska, Anna and Wodecka, Beata and Sawczuk, Marek and Adamska, MaÅ‚gorzata and Maciejewska, Agnieszka. 2006. PCR detection of granulocytic Anaplasma and Babesia in Ixodes ricinus ticks and birds in west-central Poland.. Annals of agricultural and environmental medicine : AAEM. 13-1-jan 21--3
435. Skuballa, Jasmin and Petney, Trevor and Pf\"{a}ffle, Miriam and Taraschewski, Horst. 2010. Molecular detection of Anaplasma phagocytophilum in the European hedgehog (Erinaceus europaeus) and its ticks.. Vector borne and zoonotic diseases (Larchmont, N.Y.). 10-10-dec 1055--7

The present document has been produced and adopted by the bodies identified above as authors). This task has been carried out exclusively by the author(s) in the context of a contract between the European Food Safety Authority and the author(s), awarded following a tender procedure. The present document is published complying with the transparency principle to which the Authority is subject. It may not be considered as an output adopted by the Authority. The European food Safety Authority reserves its rights, view and position as regards the issues addressed and the conclusions reached in the present document, without prejudice to the rights of the authors.

436. Smetanova, Katar\'{\i}na and Burri, Caroline and P\'{e}rez, David and Gern, Lise and Kocianov\'{a}, Elena. 2007. Detection and identification of Borrelia burgdorferi sensu lato genospecies in ticks from three different regions in Slovakia.. Wiener klinische Wochenschrift. 119-17-18-jan 534--7
437. Socolovschi, C. 2011. Rickettsia raoultii in dermatocentor reticulatus tis from croatia. Conference proceedings. --
438. Solano-Gallego, Laia and Llull, Joan and Osso, Montsant and Hegarty, Barbara and Breitschwerdt, Edward. . A serological study of exposure to arthropod-borne pathogens in dogs from northeastern Spain.. Veterinary research. 37-2- 231--44
439. Solano-Gallego, L. 2011. is febrile illness associated with rickettsia infection in dogs?. Conference proceedings. --
440. Soualah-Alila. 2011. Rickettsia and anaplasma: is the lizard a reservoir in algeria?. Conference proceedings. --
441. Sparagano, Olivier A E and de Vos, Alexander P and Paoletti, Barbara and Camm\`{a}, Cesare and de Santis, Paola and Otranto, Domenico and Giangaspero, Annunziata. 2003. Molecular detection of Anaplasma platys in dogs using polymerase chain reaction and reverse line blot hybridization.. Journal of veterinary diagnostic investigation : official publication of the American Association of Veterinary Laboratory Diagnosticians, Inc. 15-6-nov 527--34
442. Spitalska, Eva and Kocianova, Elena. 2003. Detection of Coxiella burnetii in ticks collected in Slovakia and Hungary.. European journal of epidemiology. 18-3-jan 263--6
443. Spitalska, Eva and Liter\'{a}k, Ivan and Sparagano, Olivier A E and Golovchenko, Marina and Kocianov\'{a}, Elena. 2006. Ticks (Ixodidae) from passerine birds in the Carpathian region.. Wiener klinische Wochenschrift. 118-23-24-dec 759--64
444. Spitalska, E and Boldis, V and Kostanov\'{a}, Z and Kocianov\'{a}, E and Stefanidesov\'{a}, K. 2008. Incidence of various tick-borne microorganisms in rodents and ticks of central Slovakia.. Acta virologica. 52-3-jan 175--9
445. Sroka, Jacek and Szymanska, Jolanta and Wojcik-Fatla, Angelina. 2009. The occurrence of Toxoplasma gondii and Borrelia burgdorferi sensu lato in Ixodes ricinus ticks from east Poland with the use of pcr.. Annals of agricultural and environmental medicine : AAEM. 16-2-dec 313--9
446. Staaczak, Joanna and Okr\'{o}y-Rysop, Gabriela and Racewicz, Maria and Kubica-Biernat, Beata and Kruminis-Lozowska, WiesÅ,awa. 2002. Prevalence of Borrelia burgdorferi sensu lato in the selected Ixodes ricinus (Acari: Ixodidae) population in Weilburg forests, Hesse, Germany.. International journal of medical microbiology : IJMM. 291 Suppl --jun 206--9
447. Staaczak, Joanna and Racewicz, Maria and Kruminis-Lozowska, WiesÅ,awa and Kubica-Biernat, Beata. 2002. Coinfection of Ixodes ricinus (Acari: Ixodidae) in northern Poland with the agents of Lyme borreliosis (LB) and human granulocytic ehrlichiosis (HGE).. International journal of medical microbiology : IJMM. 291 Suppl --jun 198--201
448. Staaczak, Joanna and Gabre, Refaat Mohammed and Kruminis-Å?ozowska, WiesÅ,awa and Racewicz, Maria and Kubica-Biernat, Beata. 2004. Ixodes ricinus as a vector of Borrelia burgdorferi sensu lato, Anaplasma phagocytophilum and Babesia microti in urban and suburban forests.. Annals of agricultural and environmental medicine : AAEM. 11-1-jan 109--14
449. Staaczak, Joanna. 2006. Detection of spotted fever group (SFG) rickettsiae in Dermacentor reticulatus (Acari: Ixodidae) in Poland.. International journal of medical microbiology : IJMM. 296 Suppl --may 144--8
450. Stefancikova, A and StÄ•p\'{a}nov\'{a}, G and Derd\'{a}kov\'{a}, M and Pet'ko, B and Kysel'ov\'{a}, J and Cig\'{a}nek, J and Strojn\'{y}, L and Cisl\'{a}kov\'{a}, L and Tr\'{a}vnicek, M. 2002. Serological evidence for Borrelia burgdorferi infection associated with clinical signs in dairy cattle in Slovakia.. Veterinary research communications. 26-8-dec 601--11
451. Stefancikova, Ast\'{e}ria and Bhide, Mangesh and Pet'ko, Branislav and Stanko, Michal and Mosanská»³, Ladislav and Fricova, Jana and Derd\'{a}kov\'{a}, Mark\'{e}ta and Tr\'{a}vnicek, Milan. 2004. Anti-Borrelia antibodies in rodents: important hosts in ecology of Lyme disease.. Annals of agricultural and environmental medicine : AAEM. 11-2-jan 209--13
452. Stefancikova, Ast\'{e}ria and Derd\'{a}kov\'{a}, Mark\'{e}ta and Step\'{a}nov\'{a}, Gabriela and Pet'ko, Branislav and Szest\'{a}kov\'{a}, Edina and Skardov\'{a}, Ildiko and Cisl\'{a}kov\'{a}, L\'{y}dia. 2005.

The present document has been produced and adopted by the bodies identified above as authors). This task has been carried out exclusively by the author(s) in the context of a contract between the European Food Safety Authority and the author(s), awarded following a tender procedure. The present document is published complying with the transparency principle to which the Authority is subject. It may not be considered as an output adopted by the Authority. The European food Safety Authority reserves its rights, view and position as regards the issues addressed and the conclusions reached in the present document, without prejudice to the rights of the authors.

Heterogeneity of Borrelia burgdorferi sensu lato and their reflection on immune response.. Annals of agricultural and environmental medicine : AAEM. 12-2-jan 211--6

453. Stefancikova, Ast\'{e}ria and Adaszek, Å?ukasz and Pet'ko, Branislav and Winiarczyk, StanisÅ‚aw and Dudin\'{a}k, Vladim\'{\i}r. 2008. Serological evidence of Borrelia burgdorferi sensu lato in horses and cattle from Poland and diagnostic problems of Lyme borreliosis.. Annals of agricultural and environmental medicine : AAEM. 15-1-jun 37--43
454. Stjernberg, Louise and Holmkvist, Karin and Berglund, Johan. 2008. A newly detected tick-borne encephalitis (TBE) focus in south-east Sweden: a follow-up study of TBE virus (TBEV) seroprevalence.. Scandinavian journal of infectious diseases. 40-1-jan 4--10
455. Stuen, Snorre and Akerstedt, Johan and Bergstr\"{o}m, Karin and Handeland, Kjell. 2002. Antibodies to granulocytic Ehrlichia in moose, red deer, and roe deer in Norway.. Journal of wildlife diseases. 38-1-jan 1--6
456. Stuen, Snorre and Moum, Truls and Bernhoft, Aksel and Vene, Sirkka. 2006. A paretic condition in an Anaplasma phagocytophilum infected roe deer calf.. Journal of wildlife diseases. 42-1-jan 170--4
457. Stunzner, Doris and Hub\'{a}lek, Zdenek and Halouzka, Jir\'{\i} and Wendelin, Ilse and Sixl, Wolf and Marth, Egon. 2006. Prevalence of Borrelia burgdorferi sensu lato in the tick Ixodes ricinus in the Styrian mountains of Austria.. Wiener klinische Wochenschrift. 118-21-22-nov 682--5
458. Subramanian. 2011. multiple tick-associated bacteria in ixodes ricinus from slovakia. Conference proceedings. --
459. Sukrija, Zvizdi\'{c} and Hamzi\'{c}, Sadeta and Cengi\'{c}, Dzevad and Beslagi\'{c}, Edina and Fejzi\'{c}, Nihad and Cobanov, Darko and Maglajli\'{c}, Jasminka and Puvaci\'{c}, Sandra and Puvaci\'{c}, Zlatko. 2006. Human Coxiella burnetii infections in regions of Bosnia and Herzegovina, 2002.. Annals of the New York Academy of Sciences. 1078--oct 124--8
460. Suss, Jochen and Schrader, Christina and Abel, Ulrich and Bormane, Antra and Duks, Arnis and Kalnina, Vaira. 2002. Characterization of tick-borne encephalitis (TBE) foci in Germany and Latvia (1997-2000).. International journal of medical microbiology : IJMM. 291 Suppl --jun 34--42
461. Suss, Jochen and Klaus, Christine and Diller, Roland and Schrader, Christina and Wohanka, Nikolaus and Abel, Ulrich. 2006. TBE incidence versus virus prevalence and increased prevalence of the TBE virus in Ixodes ricinus removed from humans.. International journal of medical microbiology : IJMM. 296 Suppl --may 63--8
462. Svendsen, Claus Bo and Krogfelt, Karen A and Jensen, Per Moestrup. 2009. Detection of Rickettsia spp. in Danish ticks (Acari: Ixodes ricinus) using real-time PCR.. Scandinavian journal of infectious diseases. 41-1-jan 70--2
463. Svensson, Kerstin and B\"{a}ck, Erik and Eliasson, Henrik and Berglund, Lennart and Granberg, Malin and Karlsson, Linda and Larsson, P\"{a}r and Forsman, Mats and Johansson, Anders. 2009. Landscape epidemiology of tularemia outbreaks in Sweden.. Emerging infectious diseases. 15-12-dec 1937--47
464. Tabar, M-D and Francino, O and Altet, L and S\'{a}nchez, A and Ferrer, L and Roura, X. 2009. PCR survey of vectorborne pathogens in dogs living in and around Barcelona, an area endemic for leishmaniasis.. The Veterinary record. 164-4-jan 112--6
465. Tagliapietra, V. and Ros\`{a}, R. and Arnoldi, D. and Cagnacci, F. and Capelli, G. and Montarsi, F. and Hauffe, H.C. and Rizzoli, A.. 2011. Saturation deficit and deer density affect questing activity and local abundance of Ixodes ricinus (Acari, Ixodidae) in Italy.. Veterinary Parasitology. --jul
466. Tampieri, Maria Paola and Galuppi, Roberta and Bonoli, Cristina and Cancrini, Gabriella and Moretti, Annabella and Pietrobelli, Mario. 2008. Wild ungulates as Babesia hosts in northern and central Italy.. Vector borne and zoonotic diseases (Larchmont, N.Y.). 8-5-oct 667--74
467. Tassi, P and Carelli, G and Ceci, L. 2002. Tick-borne diseases (TBDs) of dairy cows in a Mediterranean environment: a clinical, serological, and hematological study.. Annals of the New York Academy of Sciences. 969--oct 314--7
468. Theodoropoulos, G and Gazouli, M and Ikonomopoulos, J A and Kantzoura, V and Kominakis, A. 2006. Determination of prevalence and risk factors of infection with Babesia in small ruminants from Greece by polymerase chain reaction amplification.. Veterinary parasitology. 135-2-jan 99--104
469. Thorin, C and Rigaud, E and Capek, I and Andr\'{e}-Fontaine, G and Oster, B and Gastinger, G and Abadia, G. 2008. [Seroprevalence of Lyme Borreliosis and tick-borne encephalitis in workers at risk, in

The present document has been produced and adopted by the bodies identified above as authors). This task has been carried out exclusively by the author(s) in the context of a contract between the European Food Safety Authority and the author(s), awarded following a tender procedure. The present document is published complying with the transparency principle to which the Authority is subject. It may not be considered as an output adopted by the Authority. The European food Safety Authority reserves its rights, view and position as regards the issues addressed and the conclusions reached in the present document, without prejudice to the rights of the authors.

eastern France].. Medecine et maladies infectieuses. 38-10-oct 533--42

470. Tijsse-Klasen, E and Jameson, L J and Fonville, M and Leach, S and Sprong, H and Medlock, J M. 2010. First detection of spotted fever group rickettsiae in Ixodes ricinus and Dermacentor reticulatus ticks in the UK.. Epidemiology and infection. 139-4-nov 1--6
471. Tissot-Dupont, Herv\'{e} and Amadei, Marie-Antoinette and Nezri, Meyer and Raoult, Didier. 2005. A pedagogical farm as a source of Q fever in a French city.. European journal of epidemiology. 20-11-jan 957--61
472. Tokarevich, N K and Freilykhman, O A and Titova, N M and Zheltakova, I R and Ribakova, N A and Vorobeychikov, E V. 2006. Anthropogenic effects on changing Q fever epidemiology in Russia.. Annals of the New York Academy of Sciences. 1078--oct 120--3
473. Toledo, A and Jado, I and Olmeda, A S and Casado-Nistal, M A and Gil, H and Escudero, R and Anda, P. 2009. Detection of Coxiella burnetii in ticks collected from Central Spain.. Vector borne and zoonotic diseases (Larchmont, N.Y.). 9-5-oct 465--8
474. Toledo, Alvaro and Olmeda, A Sonia and Escudero, Raquel and Jado, Isabel and Valc\'{a}rcel, F\'{e}lix and Casado-Nistal, Miguel A and Rodr\'{\i}guez-Vargas, Manuela and Gil, Horacio and Anda, Pedro. 2009. Tick-borne zoonotic bacteria in ticks collected from central Spain.. The American journal of tropical medicine and hygiene. 81-1-jul 67--74
475. Tomao, P and Ciceroni, L and D'Ovidio, M C and {De Rosa}, M and Vonesch, N and Iavicoli, S and Signorini, S and Ciarrocchi, S and Ciufolini, M G and Fiorentini, C and Papaleo, B. 2005. Prevalence and incidence of antibodies to Borrelia burgdorferi and to tick-borne encephalitis virus in agricultural and forestry workers from Tuscany, Italy.. European journal of clinical microbiology \& infectious diseases : official publication of the European Society of Clinical Microbiology. 24-7-jul 457--63
476. Tonteri, Elina and J\"{a}\"{a}skel\"{a}inen, Anu E and Tikkakoski, Tapani and Voutilainen, Liina and Niemimaa, Jukka and Henttonen, Heikki and Vaheri, Antti and Vapalahti, Olli. 2011. Tick-borne encephalitis virus in wild rodents in winter, Finland, 2008-2009.. Emerging infectious diseases. 17-1-jan 72--5
477. Torina, A and Caracappa, S. 2006. Dog tick-borne diseases in Sicily.. Parassitologia. 48-1-2-jun 145--7
478. Torina, A. and Khoury, C. and Caracappa, S. and Maroli, M.. 2006. Ticks infesting livestock on farms in Western Sicily, Italy. Experimental and Applied Acarology. 38-1- 75--86
479. Torina, A and Vicente, J and Alongi, A and Scimeca, S and Turl\'{a}, R and Nicosia, S and {Di Marco}, V and Caracappa, S and de la Fuente, J. 2007. Observed prevalence of tick-borne pathogens in domestic animals in Sicily, Italy during 2003-2005.. Zoonoses and public health. 54-1-jan 8--15
480. Torina, Alessandra and Naranjo, Victoria and Pennisi, Maria Grazia and Patania, Tatiana and Vitale, Fabrizio and Laricchiuta, Pietro and Alongi, Angelina and Scimeca, Salvatore and Kocan, Katherine M and de la Fuente, Jos\'{e}. 2007. Serologic and molecular characterization of tickborne pathogens in lions (Panthera leo) from the Fasano Safari Park, Italy.. Journal of zoo and wildlife medicine : official publication of the American Association of Zoo Veterinarians. 38-4-dec 591--3
481. Torina, Alessandra and Alongi, Angelina and Naranjo, Victoria and Estrada-Pe\~{n}a, Agust\'{\i}n and Vicente, Joaqu\'{\i}n and Scimeca, Salvatore and Marino, Anna M F and Salina, Felice and Caracappa, Santo and de la Fuente, Jos\'{e}. 2008. Prevalence and genotypes of Anaplasma species and habitat suitability for ticks in a Mediterranean ecosystem.. Applied and environmental microbiology. 74-24-dec 7578--84
482. Torina, A and Alongi, A and Naranjo, V and Scimeca, S and Nicosia, S and {Di Marco}, V and Caracappa, S and Kocan, K M and de la Fuente, J. 2008. Characterization of anaplasma infections in Sicily, Italy.. Annals of the New York Academy of Sciences. 1149--dec 90--3
483. Torina, A and Alongi, A and Scimeca, S and Vicente, J and Caracappa, S and de la Fuente, J. 2010. Prevalence of tick-borne pathogens in ticks in Sicily.. Transboundary and emerging diseases. 57-1-2-apr 46--8
484. Travnicek, M and Stefanc\'{\i}kov\'{a}, A and Nadzamov\'{a}, D and Stanko, M and Cisl\'{a}kov\'{a}, L and Pet'ko, B and Mardzinov\'{a}, S and Bhide, M. 2003. Immunoglobulin G antibodies to Borrelia burgdorferi in game animals and small mammals in eastern Slovakia.. Revue scientifique et technique (International Office of Epizootics). 22-3-dec 1035--41

The present document has been produced and adopted by the bodies identified above as authors). This task has been carried out exclusively by the author(s) in the context of a contract between the European Food Safety Authority and the author(s), awarded following a tender procedure. The present document is published complying with the transparency principle to which the Authority is subject. It may not be considered as an output adopted by the Authority. The European food Safety Authority reserves its rights, view and position as regards the issues addressed and the conclusions reached in the present document, without prejudice to the rights of the authors.

485. Trotta, M and Carli, E and Novari, G and Furlanello, T and Solano-Gallego, L. 2009. Clinicopathological findings, molecular detection and characterization of Babesia gibsoni infection in a sick dog from Italy.. Veterinary parasitology. 165-3-4-nov 318--22
486. Ugur, Kadriye Serife and Ark, Nebil and Kilic, Selcuk and Kurtaran, Hanifi and Kosehan, Dilek and Gunduz, Mehmet. 2011. Three cases of oropharyngeal tularemia in Turkey.. Auris, nasus, larynx. 38-4-aug 532--7
487. van der Poel, W H M and {Van der Heide}, R and Bakker, D and {De Looff}, M and {De Jong}, J and {Van Manen}, N and Gaasenbeck, C P H and Borgsteede, F H M. 2005. Attempt to detect evidence for tick-borne encephalitis virus in ticks and mammalian wildlife in The Netherlands.. Vector borne and zoonotic diseases (Larchmont, N.Y.). 5-1-jan 58--64
488. van Woerden, Hugo C and Mason, Brendan W and Nehaul, Lika K and Smith, Robert and Salmon, Roland L and Healy, Brendan and Valappil, Manoj and Westmoreland, Diana and de Martin, Sarah and Evans, Meirion R and Lloyd, Graham and Hamilton-Kirkwood, Marysia an. 2004. Q fever outbreak in industrial setting.. Emerging infectious diseases. 10-7-jul 1282--9
489. Vatansever, Z and Gargili, A and Aysul, N S and Sengoz, G and Estrada-Pe\~{n}a, A. 2008. Ticks biting humans in the urban area of Istanbul.. Parasitology research. 102-3-feb 551--3
490. Vaumourin. 2011. Co-infection of bank voles (myodes graleolus) by bartonellaa spp. and borrelia burgdorferi sl in france. Conference proceedings. --
491. Vazquez, Lu\'{\i}s and Panadero, Rosario and Dacal, Vicente and Pato, Francisco Javier and L\'{o}pez, Ceferino and D\'{\i}az, Pablo and Arias, Mar\'{\i}a Sol and Fern\'{a}ndez, Gonzalo and D\'{\i}ez-Ba\~{n}os, Pablo and Morrondo, Patrocinio. 2011. Tick infestation (Acari: Ixodidae) in roe deer (Capreolus capreolus) from northwestern Spain: population dynamics and risk stratification.. Experimental \& applied acarology. 53-4-apr 399--409
492. Vennestrom, J and Egholm, H and Jensen, P M. 2008. Occurrence of multiple infections with different Borrelia burgdorferi genospecies in Danish Ixodes ricinus nymphs.. Parasitology international. 57-1-mar 32--7
493. Veronesi, F and Galuppi, R and Tampieri, M P and Bonoli, C and Mammoli, R and {Piergili Fioretti}, D. 2011. Prevalence of Anaplasma phagocytophilum in fallow deer (Dama dama) and feeding ticks from an Italy preserve.. Research in veterinary science. 90-1-feb 40--3
494. Vitorino, Liliana and {De Sousa}, Rita and Bacellar, Fatima and Z\'{e}-Z\'{e}, L\'{\i}bia. 2007. Rickettsia sp. strain RpA4 detected in Portuguese Dermacentor marginatus ticks.. Vector borne and zoonotic diseases (Larchmont, N.Y.). 7-2-jan 217--20
495. Vitorino, Liliana R and Margos, Gabriele and Feil, Edward J and Collares-Pereira, Margarida and Z\'{e}-Z\'{e}, Libia and Kurtenbach, Klaus. 2008. Fine-scale phylogeographic structure of Borrelia lusitaniae revealed by multilocus sequence typing.. PloS one. 3-12-jan e4002
496. Vogl, Ursula Maria and Presterl, Elisabeth and Stanek, Gerold and Ramharter, Michael and Gattringer, Klaus-Bernhard and Graninger, Wolfgang. 2010. First described case of human granulocytic anaplasmosis in a patient in Eastern Austria.. Wiener medizinische Wochenschrift (1946). 160-3-4-mar 91--3
497. von Loewenich, Friederike D and Baumgarten, Birgit U and Schr\"{o}ppel, Klaus and Geissd\"{o}rfer, Walter and R\"{o}llinghoff, Martin and Bogdan, Christian. 2003. High diversity of ankA sequences of Anaplasma phagocytophilum among Ixodes ricinus ticks in Germany.. Journal of clinical microbiology. 41-11-nov 5033--40
498. Vostal, Karel and Zakovska, Alena. 2003. Two-year study of examination of blood from wild rodents for the presence of antiborrelian antibodies.. Annals of agricultural and environmental medicine : AAEM. 10-2-jan 203--6
499. Vourc'h, Gwena\"{e}l and Marmet, Julie and Chassagne, Michelle and Bord, S\'{e}verine and Chapuis, Jean-Louis. 2007. Borrelia burgdorferi Sensu Lato in Siberian chipmunks (Tamias sibiricus) introduced in suburban forests in France.. Vector borne and zoonotic diseases (Larchmont, N.Y.). 7-4-jan 637--41
500. Voyvoda, H and Pasa, S and Uner, A. 2004. Clinical Hepatozoon canis infection in a dog in Turkey.. The Journal of small animal practice. 45-12-dec 613--7
501. Vyrostekova, Vanda and Khanakah, Gelas and Kocianov\'{a}, Elena and Gurycov\'{a}, Darina and Stanek, Gerold. 2002. Prevalence of coinfection with Francisella tularensis in reservoir animals of Borrelia burgdorferi sensu lato.. Wiener klinische Wochenschrift. 114-13-14-jul 482--8

The present document has been produced and adopted by the bodies identified above as authors). This task has been carried out exclusively by the author(s) in the context of a contract between the European Food Safety Authority and the author(s), awarded following a tender procedure. The present document is published complying with the transparency principle to which the Authority is subject. It may not be considered as an output adopted by the Authority. The European food Safety Authority reserves its rights, view and position as regards the issues addressed and the conclusions reached in the present document, without prejudice to the rights of the authors.

502. Waldenstrom, Jonas and Lundkvist, Ake and Falk, Kerstin I and Garpmo, Ulf and Bergstr\"{o}m, Sven and Lindegren, Gunnel and Sj\"{o}stedt, Anders and Mejlon, Hans and Fransson, Thord and Haemig, Paul D and Olsen, Bj\"{o}rn. 2007. Migrating birds and tickborne encephalitis virus.. Emerging infectious diseases. 13-8-aug 1215--8
503. Walder, Gernot and Falkensammer, Barbara and Aigner, Johannes and Tiwald, Gerhard and Dierich, Manfred P and W\"{u}rzner, Reinhard and Lechleitner, Peter. 2003. First documented case of human granulocytic ehrlichiosis in Austria.. Wiener klinische Wochenschrift. 115-7-8-apr 263--6
504. Walder, G and Tiwald, G and Dierich, M P and W\"{u}rzner, R. 2003. Serological evidence for human granulocytic ehrlichiosis in Western Austria.. European journal of clinical microbiology \& infectious diseases : official publication of the European Society of Clinical Microbiology. 22-9-sep 543--7
505. Wallach, Arian D and Shanas, Uri and Mumcuoglu, Kosta Y and Inbar, Moshe. 2008. Ectoparasites on reintroduced roe deer Capreolus capreolus in Israel.. Journal of wildlife diseases. 44-3-jul 693--6
506. Wallensten, A and Moore, P and Webster, H and Johnson, C and van der Burgt, G and Pritchard, G and Ellis-Iversen, J and Oliver, I. 2010. Q fever outbreak in Cheltenham, United Kingdom, in 2007 and the use of dispersion modelling to investigate the possibility of airborne spread.. Euro surveillance : bulletin europ\'{e}en sur les maladies transmissibles = European communicable disease bulletin. 15-12-mar
507. Weidmann, Manfred and Schmidt, Peter and Hufert, Frank T and Krivanec, Karel and Meyer, Hermann. 2006. Tick-borne encephalitis virus in Clethrionomys glareolus in the Czech Republic.. Vector borne and zoonotic diseases (Larchmont, N.Y.). 6-4-jan 379--81
508. Welc-Faleciak, Renata and Rodo, Anna and SiÅ„ski, Edward and Bajer, Anna. 2009. Babesia canis and other tick-borne infections in dogs in Central Poland.. Veterinary parasitology. 166-3-4-dec 191--8
509. Welc-Faleciak, Renata and Bajer, Anna and Behnke, Jerzy M and SiÅ„ski, Edward. 2010. The ecology of Bartonella spp. infections in two rodent communities in the Mazury Lake District region of Poland.. Parasitology. 137-7-jul 1069--77
510. Wielinga, Peter R and Gaasenbeek, Cor and Fonville, Manoj and de Boer, Albert and de Vries, Ankje and Dimmers, Wim and {Akkerhuis Op Jagers}, Gerard and Schouls, Leo M and Borgsteede, Fred and van der Giessen, Joke W B. 2006. Longitudinal analysis of tick densities and Borrelia, Anaplasma, and Ehrlichia infections of Ixodes ricinus ticks in different habitat areas in The Netherlands.. Applied and environmental microbiology. 72-12-dec 7594--601
511. Wielinga, Peter R and Fonville, Manoj and Sprong, Hein and Gaasenbeek, Cor and Borgsteede, Fred and van der Giessen, Joke W B. 2009. Persistent Detection of Babesia EU1 and Babesia microti in Ixodes ricinus in The Netherlands During a 5-Year Surveillance: 2003-2007.. Vector borne and zoonotic diseases (Larchmont, N.Y.). 9-1-feb 119--22
512. Wilhelmsson, Peter and Fryland, Linda and B\"{o}rjesson, Stefan and Nordgren, Johan and Bergstr\"{o}m, Sven and Ernerudh, Jan and Forsberg, Pia and Lindgren, Per-Eric. 2010. Prevalence and diversity of Borrelia species in ticks that have bitten humans in Sweden.. Journal of clinical microbiology. 48-11-nov 4169--76
513. Willke, A and Meric, M and Grunow, R and Sayan, M and Finke, E J and Splettst\"{o}sser, W and Seibold, E and Erdogan, S and Ergonul, O and Yumuk, Z and Gedikoglu, S. 2009. An outbreak of oropharyngeal tularaemia linked to natural spring water.. Journal of medical microbiology. 58-Pt 1-jan 112--6
514. Wilson, L E and Couper, S and Prempeh, H and Young, D and Pollock, K G J and Stewart, W C and Browning, L M and Donaghy, M. 2010. Investigation of a Q fever outbreak in a Scottish co-located slaughterhouse and cutting plant.. Zoonoses and public health. 57-7-8-dec 493--8
515. Wodecka, Beata. 2003. Detection of Borrelia burgdorferi sensu lato DNA in Ixodes ricinus ticks in North-western Poland.. Annals of agricultural and environmental medicine : AAEM. 10-2-jan 171--8
516. Wodecka, Beata and Skotarczak, Bogumila. 2005. First isolation of Borrelia lusitaniae DNA from Ixodes ricinus ticks in Poland.. Scandinavian journal of infectious diseases. 37-1-jan 27--34
517. Woessner, R and Gaertner, B C and Grauer, M T and Weber, K and Mueller-Lantzsch, N and Hunfeld, K P and Treib, J. 2001. Incidence and prevalence of infection with human granulocytic ehrlichiosis agent in Germany. A prospective study in young healthy subjects.. Infection. 29-5-oct 271--3
518. Wojcik-Fatla, Angelina and Cisak, Ewa and Chmielewska-Badora, Jolanta and ZwoliÅ„ski, Jacek and Buczek, Alicja and Dutkiewicz, Jacek. 2006. Prevalence of Babesia microti in Ixodes ricinus ticks from

The present document has been produced and adopted by the bodies identified above as authors). This task has been carried out exclusively by the author(s) in the context of a contract between the European Food Safety Authority and the author(s), awarded following a tender procedure. The present document is published complying with the transparency principle to which the Authority is subject. It may not be considered as an output adopted by the Authority. The European food Safety Authority reserves its rights, view and position as regards the issues addressed and the conclusions reached in the present document, without prejudice to the rights of the authors.

Lublin region (eastern Poland).. Annals of agricultural and environmental medicine : AAEM. 13-2-jan 319--22

519. Wojcik-Fatla, Angelina and SzymaÅ„ska, Jolanta and Wdowiak, Leszek and Buczek, Alicja and Dutkiewicz, Jacek. 2009. Coincidence of three pathogens (Borrelia burgdorferi sensu lato, Anaplasma phagocytophilum and Babesia microti) in Ixodes ricinus ticks in the Lublin macroregion.. Annals of agricultural and environmental medicine : AAEM. 16-1-jun 151--8
520. Wojcik-Fatla, Angelina and Cisak, Ewa and ZajÄ…c, Violetta and ZwoliÅ„ski, Jacek and Dutkiewicz, Jacek. 2011. Prevalence of tick-borne encephalitis virus in Ixodes ricinus and Dermacentor reticulatus ticks collected from the Lublin region (eastern Poland).. Ticks and tick-borne diseases. 2-1-mar 16--9
521. Xhaxhiu, Dashamir and Kusi, Ilir and Rapti, Dhimiter and Visser, Martin and Knaus, Martin and Lindner, Thomas and Rehbein, Steffen. 2009. Ectoparasites of dogs and cats in Albania.. Parasitology research. 105-6-nov 1577--87
522. Yashina, Lyudmila and Petrova, Irina and Seregin, Sergei and Vyshemirskii, Oleg and Lvov, Dmitrii and Aristova, Valeriya and Kuhn, Jens and Morzunov, Sergey and Gutorov, Valery and Kuzina, Irina and Tyunnikov, Georgii and Netesov, Sergei and Petrov, Vladi. 2003. Genetic variability of Crimean-Congo haemorrhagic fever virus in Russia and Central Asia.. The Journal of general virology. 84-Pt 5-may 1199--206
523. Zakovska, A and Netusil, J and Martin\'{\i}kov\'{a}, H. 2007. Influence of environmental factors on the occurrence of Ixodes ricinus ticks in the urban locality of Brno - Pis\'arky, Czech Republic.. Journal of vector ecology : journal of the Society for Vector Ecology. 32-1-jun 29--33
524. Znazen, Abir and Rolain, Jean-Marc and Hammami, Nader and Kammoun, Samir and Hammami, Adnane and Raoult, Didier. 2005. High prevalence of Bartonella quintana endocarditis in Sfax, Tunisia.. The American journal of tropical medicine and hygiene. 72-5-may 503--7
525. Znazen. 2011. israeli spotted fever in tun. Conference proceedings. --
526. Znazen. 2011. Murine typhus in tunisia: a report of 43 cases occurred in 2006-2008. Conference proceedings. --
527. Zygner, Wojciech and Wedrychowicz, Halina. 2006. Occurrence of hard ticks in dogs from Warsaw area.. Annals of agricultural and environmental medicine : AAEM. 13-2-jan 355--9
528. Zygner, Wojciech and Jaros, SÅ‚awomir and Wedrychowicz, Halina. 2008. Prevalence of Babesia canis, Borrelia afzelii, and Anaplasma phagocytophilum infection in hard ticks removed from dogs in Warsaw (central Poland).. Veterinary parasitology. 153-1-2-may 139--42
529. Zygner, W and G\'{o}rski, P and Wedrychowicz, H. 2009. Detection of the DNA of Borrelia afzelii, Anaplasma phagocytophilum and Babesia canis in blood samples from dogs in Warsaw.. The Veterinary record. 164-15-apr 465--7
530. Zygner, Wojciech and Baska, Piotr and Wi\'{s}niewski, Marcin and Wedrychowicz, Halina. 2010. The molecular evidence of Babesia microti in hard ticks removed from dogs in Warsaw (central Poland).. Polish journal of microbiology / Polskie Towarzystwo Mikrobiolog\'{o}w = The Polish Society of Microbiologists. 59-2-jan 95--7

The present document has been produced and adopted by the bodies identified above as authors). This task has been carried out exclusively by the author(s) in the context of a contract between the European Food Safety Authority and the author(s), awarded following a tender procedure. The present document is published complying with the transparency principle to which the Authority is subject. It may not be considered as an output adopted by the Authority. The European food Safety Authority reserves its rights, view and position as regards the issues addressed and the conclusions reached in the present document, without prejudice to the rights of the authors.

Annexes

Annex 1- Database structure

Form	Element name	Controlled terminology	catalogue	description	data type	Mandatory field
PUBLICATION	Publication_ID	cite_key	IMPORTED FROM JABREF	Code to link to the reference managment system	string	y
	Author		IMPORTED FROM JABREF	Last name of first author	string	y
	Pub_year		IMPORTED FROM JABREF	year of publication	numeric	y
	Journal		IMPORTED FROM JABREF	journal	string	
	Pub_type	Pubtype	IZSLER	Publication details	string	y
	exclusion_criteria		IZSLER	criteria for exclusion described in the protocol	string	
	abstract		IMPORTED FROM JABREF			
	keywords		IMPORTED FROM JABREF			
	quality1			First criteria of quality assessment	true or false	
	quality2			second criteria of quality assessment	true or false	
	quality3			third criteria of quality assessment	true or false	
	quality4			fourth criteria of quality assessment	true or false	
	quality5			fifth criteria of quality assessment	true or false	
AREA	area_ID			counter		
	ISO_COUNTRY	COUNTRY	AHAW	Country where the sample was taken	string	y
	NUTS_AREA	SAMPAREA	AHAW	Area where the sample was taken	string	y
	sampAreaText			text to describe geographical region where the sample was taken		
	latitude				numeric	
	longitude				numeric	
	altitude			expressed in meters above sea level	numeric	

The present document has been produced and adopted by the bodies identified above as authors). This task has been carried out exclusively by the author(s) in the context of a contract between the European Food Safety Authority and the author(s), awarded following a tender procedure. The present document is published complying with the transparency principle to which the Authority is subject. It may not be considered as an output adopted by the Authority. The European food Safety Authority reserves its rights, view and position as regards the issues addressed and the conclusions reached in the present document, without prejudice to the rights of the authors.

Form	Element name	Controlled terminology	catalogue	description	data type	Mandatory field
	coord_type	COORDINATES	AHAW		string	
TIME	time_ID			counter		
	startYear			sampling starting year		y
	startMonth			sampling starting month		
	startDay			sampling starting day		
	endYear			sampling ending year	numeric	y
	endMonth			sampling ending month	numeric	
	endDay			sampling ending day	numeric	
	samp_site_temp			temperature in degrees Celsius	numeric	
	samp_site_hum			relative humidity	numeric	
INFORMATION	information_ID			counter	numeric	
	area_ID			link for area	numeric	
	time_ID			link for time	numeric	
	host	Hostspecies	AHAW	code to indicate host specie	string	y
	host_prod	prodMD	AHAW	type of host management	string	y
	host_control	CONTROL	AHAW	code to indentify control measure/treatment	string	
	pathogen	PARAM	AHAW	code to indicate pathogen	string	y
	Vector	VECTOR	AHAW	code to indicate vector	string	y
	path_meth_code	ANYLMD	AHAW	method used to identify pathogen	string	y
	path_meth_status	MDSTAT	AHAW	status of method validation	string	
	specificity			specificity of test expressed in percentage	numeric	
	sensivity			sensivity of test expressed in percentage	numeric	
	path_samp_meth	sampMD	AHAW	method for collecting samples	string	y
	samp_unit	SampUNIT	AHAW	sampling unit	string	Y
	samp_tissue	SampPRT	IZSLER	type of tissue or tick sampled	string	Y
	codContext	codcontext	IZSLER	study context (monitoring, surveillance, etc)	string	

The present document has been produced and adopted by the bodies identified above as authors). This task has been carried out exclusively by the author(s) in the context of a contract between the European Food Safety Authority and the author(s), awarded following a tender procedure. The present document is published complying with the transparency principle to which the Authority is subject. It may not be considered as an output adopted by the Authority. The European food Safety Authority reserves its rights, view and position as regards the issues addressed and the conclusions reached in the present document, without prejudice to the rights of the authors.

Form	Element name	Controlled terminology	catalogue	description	data type	Mandatory field
	N_tested			number of tested samples	numeric	
	N_positive			number of positive samples	numeric	
VECTOR	vect_ID			counter	numeric	
	Life_stage	codlifestage	IZSLER	code to indicate lifestage	string	
	sampMethod	sampMDTICKS	IZSLER	Method for collecting ticks	string	y
	Key_biblio			bibliography for the morphological key available	true or false	
	Vect_meth_code	ANYLMD	AHAW	method for vector identification	string	y
	vect_meth_status	MDSTAT	AHAW	Validation for the method	string	

The present document has been produced and adopted by the bodies identified above as authors). This task has been carried out exclusively by the author(s) in the context of a contract between the European Food Safety Authority and the author(s), awarded following a tender procedure. The present document is published complying with the transparency principle to which the Authority is subject. It may not be considered as an output adopted by the Authority. The European food Safety Authority reserves its rights, view and position as regards the issues addressed and the conclusions reached in the present document, without prejudice to the rights of the authors.

Annex 2-Catalogues implemented in this study

Publication details (pubtype)

code	NAME
RT001ART	Peer-reviewed published research article
RT002ART	Thesis
RT003ART	Web-published list
RT004ART	Non-peer-reviewed research article
RT005ART	Expert opinion
RT006ART	Report
RT007ART	Unpublished dataset
RT001IZS	Report from international authority
RT002IZS	Report from national authority
RT003IZS	Report from local authority
RT004IZS	Information by company on laboratory diagnostic test

Criteria for the exclusion of the first and the second level- Codexclusion

code	exclusion	step
EX1001	not concern tick species	1
EX1002	not concern tick-borne pathogen	1
EX1003	not concern proven vector	1
EX1004	not concern geographic distribution	1
EX1005	not primary study (review)	1
EX2001	not specific geographic location	2
EX2002	imported tick species	2
EX2003	imported pathogen	2
EX2004	not specific data on residence of human patient	2
EX2005	not appropriate tick identification	2
EX2006	not appropriate pathogen identification	2
EX1006	abstract not available	1
EX2007	text not available	2
UR	under revision	
EX2008	included	2

The present document has been produced and adopted by the bodies identified above as authors). This task has been carried out exclusively by the author(s) in the context of a contract between the European Food Safety Authority and the author(s), awarded following a tender procedure. The present document is published complying with the transparency principle to which the Authority is subject. It may not be considered as an output adopted by the Authority. The European food Safety Authority reserves its rights, view and position as regards the issues addressed and the conclusions reached in the present document, without prejudice to the rights of the authors.

Study context (codContext)

code	name
TX01A	Survey
TX02A	Monitoring
TX07A	Surveillance
TX13A	Control or eradication programmes
TX14A	Clinical investigations
TX15A	Experimental study
TX16A	Outbreak investigation
TX17A	First report

Life stage of the ticks (codlifestage)

code	name
LS00A	Unknown
LS01A	Eggs
LS07A	Nympha
LS08A	Pupae
LS09A	Adults
LS10A	Juveniles/Larvae
LS11A	Adults and juveniles/larvae

Methods for collecting ticks (sampMDticks)

code	name
N008A	Unknown
N013A	Light trap
N014A	Sticky trap
N015A	Aspirator
N016A	Pitfall
N017A	Pan
N019A	Malaise
N020A	Visual counts
N021A	Carbon dioxide traps
N022A	Animal bait
N023A	Sweepnet
N024A	Beatsheet
N025A	Plant removal
N026A	Soil sample
N027A	Emergence trap
N028A	Flagging
N029A	Dragging
N030A	Forceps for endophilic ticks
N031A	Collection from live or dead hosts

The present document has been produced and adopted by the bodies identified above as authors). This task has been carried out exclusively by the author(s) in the context of a contract between the European Food Safety Authority and the author(s), awarded following a tender procedure. The present document is published complying with the transparency principle to which the Authority is subject. It may not be considered as an output adopted by the Authority. The European food Safety Authority reserves its rights, view and position as regards the issues addressed and the conclusions reached in the present document, without prejudice to the rights of the authors.

Annex 3- Controlled terminology added at the AHAW catalogue

Methods used to identify pathogen -ANYLMD

code	name	upperName	desc	parentCode	hierarchyCode
F146A	Neutralisation test	NEUTRALISATION TEST	Indirect immunological test for viruses	F077A	FH11.1.3.8
F147A	Hemagglutination inhibition test	HEMAGGLUTINATION INHIBITION TEST	Test to determine the amount of a specific antigen in a blood serum sample	F077A	FH11.1.3.9
F148A	Complement fixation test	COMPLEMENT FIXATION TEST	A serological test for detecting the presence of a specific antibody or antigen	F077A	FH11.1.3.10
F121A	Indirect Immunofluorescent Antibody test	IFAT		F077A	

Codes to indicate pathogen -PARAM

code	name	upperName	Acronym/Other name	hierarchyCode	parentCode	parameterType
RF-00003917-MCG	Rickettsia raoultii	RICKETTSIA RAOULTII		PAR-0005-0049-0026	RF-00000296-MCG	Microorganisms
RF-00003918-MCG	Rickettsia monacensis	RICKETTSIA MONACENSIS		PAR-0005-0049-0027	RF-00000296-MCG	Microorganisms
RF-00003919-MCG	Rickettsia barbariae	RICKETTSIA BARBARIAE	Candidatus rickettsia barbariae	PAR-0005-0049-0028	RF-00000296-MCG	Microorganisms
RF-00003920-MCG	Neorickettsia	NEORICKETTSIA		PAR-0005-0084	RF-00002793-MCG	Microorganisms
RF-00003921-MCG	Neorickettsia risticii	NEORICKETTSIA RISTICII		PAR-0005-0084-0001	RF-00003920-MCG	Microorganisms
RF-00003922-MCG	Theileria lestoquardi	THEILERIA LESTOQUARDI		PAR-0005-0082-0015	RF-00002770-MCG	Microorganisms
RF-00003923-MCG	Theileria equi	THEILERIA EQUI		PAR-0005-0082-0016	RF-00002770-MCG	Microorganisms

The present document has been produced and adopted by the bodies identified above as authors). This task has been carried out exclusively by the author(s) in the context of a contract between the European Food Safety Authority and the author(s), awarded following a tender procedure. The present document is published complying with the transparency principle to which the Authority is subject. It may not be considered as an output adopted by the Authority. The European food Safety Authority reserves its rights, view and position as regards the issues addressed and the conclusions reached in the present document, without prejudice to the rights of the authors.

code	name	upperName	Acronym/Other name	hierarchyCode	parentCode	parameterType
RF-00003924-MCG	Orthobunyavirus Bhanja virus	ORTHOBUNYAVIRUS BHANJA VIRUS		PAR-0005-0075-0005	RF-00002650-MCG	Microorganisms
RF-00003925-MCG	Babesia EU1	BABESIA EU1		PAR-0005-0080-0019	RF-00002675-MCG	Microorganisms
RF-00003926-MCG	Orbivirus Great Island virus	ORBIVIRUS GREAT ISLAND VIRUS		PAR-0005-0077-0003	RF-00002658-MCG	Microorganisms
RF-00000103-MCG	Ehrlichia	EHRLICHIA		PAR-0005-0021	RF-00002793-MCG	Microorganisms
RF-00000105-MCG	Ehrlichia chaffeensis	EHRLICHIA CHAFFEENSIS		PAR-0005-0021-0002	RF-00000103-MCG	Microorganisms
RF-00002745-MCG	Ehrlichia canis	EHRLICHIA CANIS		PAR-0005-0021-0003	RF-00000103-MCG	Microorganisms

Type of tissue or tick sampled- SampPRT

code	name
CZ861	FOETUS/STILL BIRTH
CZ945	SERUM
CZ021	LYMPHNODE
CZ944	UTERUS
CZ946	TICK

Code to indicate host species- codeHOSTSPECIES

code	name	upperName	Acronym/Other name
HOST-000001-Z	Mule	MULE	Mule
HOST-000002-Z	Hystrix cristata	HYSTRIX CRISTATA	Crested Porcupine
HOST-000003-Z	Microtus agrestis	MICROTUS AGRESTIS	FIELD VOLE
HOST-000004-Z	Sorex araneus	SOREX ARANEUS	SHREWS
HOST-000005-Z	Myodes glareolus	MYODES GLAREOLUS	BANK VOLE
HOST-000006-Z	Apodemus flavicollis	APODEMUS FLAVICOLLIS	YELLOW NWCKED MICE
HOST-000007-Z	Microtus arvalis	MICROTUS ARVALIS	COMMON VOLE
HOST-000008-Z	Microtus oeconumus	MICROTUS OECONUMUS	ROOT VOLE
HOST-000009-Z	Apodemus sylvaticus	APODEMUS SYLVATICUS	Wood mouse
HOST-000011-Z	Tamias sibiricus	TAMIAS SIBIRICUS	SIBERIAN CHIPMUNK
HOST-000014-Z	Erithacus rubecula	ERITHACUS RUBECULA	European Robin

The present document has been produced and adopted by the bodies identified above as authors). This task has been carried out exclusively by the author(s) in the context of a contract between the European Food Safety Authority and the author(s), awarded following a tender procedure. The present document is published complying with the transparency principle to which the Authority is subject. It may not be considered as an output adopted by the Authority. The European food Safety Authority reserves its rights, view and position as regards the issues addressed and the conclusions reached in the present document, without prejudice to the rights of the authors.

code	name	upperName	Acronym/Other name
HOST-000019-Z	Sylvia atricapilla	SYLVIA ATRICAPILLA	Blackcap
HOST-000020-Z	Sylvia communis	SYLVIA COMMUNIS	Common Whitethroat
HOST-000013-Z	Turdus merula	TURDUS MERULA	Common Blackbird
HOST-000012-Z	Turdus philomelos	TURDUS PHILOMELOS	Song Thrush
HOST-000021-Z	Turdus torquatus	TURDUS TORQUATUS	Ring Ouzel
HOST-000022-Z	Pyrrhula pyrrhula	PYRRHULA PYRRHULA	Eurasian Bullfinch
HOST-000023-Z	Fringilla coelebs	FRINGILLA COELEBS	CHAFFINCH
HOST-000017-Z	Prunella modularis	PRUNELLA MODULARIS	Dunnock
HOST-000024-Z	Phylloscopus trochilus	PHYLLOSCOPUS TROCHILUS	Willow Warbler
HOST-000025-Z	Phylloscopus collybita	PHYLLOSCOPUS COLLYBITA	Common Chiffchaff
HOST-000026-Z	Luscinia luscinia	LUSCINIA LUSCINIA	Thrush Nightingale
HOST-000027-Z	Parus palustris	PARUS PALUSTRIS	Marsh Tit
HOST-000028-Z	Parus major	PARUS MAJOR	Great Tit
HOST-000029-Z	Troglodytes troglodytes	TROGLODYTES TROGLODYTES	Eurasian Wren
HOST-000030-Z	Saxicola rubetra	SAXICOLA RUBETRA	Whinchat
HOST-000031-Z	Lacertidae	LACERTIDAE	LIZARDS
HOST-000032-Z	Lepus timidus	LEPUS TIMIDUS	Norwegian mountain hare
HOST-000033-Z	Panthera leo	PANTHERA LEO	Lion
HOST-000034-Z	Coccothraustes coccothraustes	COCCOTHRAUSTES COCCOTHRAUSTES	Hawfinch
HOST-000036-Z	Acrocephalus palustris	ACROCEPHALUS PALUSTRIS	marsh warbler
HOST-000210-Z	Carduelis carduelis	CARDUELIS CARDUELIS	European goldfinch
HOST-000038-Z	Fringilla montifringilla	FRINGILLA MONTIFRINGILLA	brambling
HOST-000039-Z	Alcedo athis	ALCEDO ATHIS	common kingfisher
HOST-000040-Z	Rallus acquaticus	RALLUS ACQUATICUS	water rail
HOST-000041-Z	Calidris alpina	CALIDRIS ALPINA	dunlin
HOST-000042-Z	Gallinago gallinago	GALLINAGO GALLINAGO	common snipe
HOST-000043-Z	Lymnocryptes minutus	LYMNOCRYPTES MINUTUS	jack snipe
HOST-000044-Z	Philomachus pugnax	PHILOMACHUS PUGNAX	ruff
HOST-000045-Z	Asio otus	ASIO OTUS	Long eared owl
HOST-000046-Z	Asio flammeus	ASIO FLAMMEUS	Short-eared owl
HOST-000059-Z	Athene noctua	ATHENE NOCTUA	Little Owl
HOST-000047-Z	Acrocephalus scirpaceus	ACROCEPHALUS SCIRPACEUS	Eurasian Reed Warbler
HOST-000057-Z	Aquila nipalensis	AQUILA NIPALENSIS	Steppe Eagle
HOST-000060-Z	Bubo bubo	BUBO BUBO	Eurasian Eagle-Owl
HOST-000056-Z	Buteo buteo	BUTEO BUTEO	Common Buzzard
HOST-000055-Z	Carduelis chloris	CARDUELIS CHLORIS	European Greenfinch
HOST-000054-Z	Emberiza cirlus	EMBERIZA CIRLUS	Cirl Bunting
HOST-000052-Z	Lanius meridionalis	LANIUS MERIDIONALIS	Southern Grey Shrike
HOST-000051-Z	Milvus migrans	MILVUS MIGRANS	Black Kite
HOST-000050-Z	Milvus milvus	MILVUS MILVUS	Red Kite
HOST-000211-Z	Saxicola torquata	SAXICOLA TORQUATA	African Stonechat

The present document has been produced and adopted by the bodies identified above as authors). This task has been carried out exclusively by the author(s) in the context of a contract between the European Food Safety Authority and the author(s), awarded following a tender procedure. The present document is published complying with the transparency principle to which the Authority is subject. It may not be considered as an output adopted by the Authority. The European food Safety Authority reserves its rights, view and position as regards the issues addressed and the conclusions reached in the present document, without prejudice to the rights of the authors.

code	name	upperName	Acronym/Other name
HOST-000058-Z	Tyto alba	TYTO ALBA	Barn Owl
HOST-000061-Z	Mus spretus	MUS SPRETUS	Algerian mice
HOST-000062-Z	Sorex minutus	SOREX MINUTUS	Eurasian Pygmy Shrew
HOST-000010-Z	Turdus iliacus	TURDUS ILIACUS	Redwing
HOST-000063-Z	Lacerta bilineata	LACERTA BILINEATA	Western Green Lizard
HOST-000064-Z	Microtus epiroticus	MICROTUS EPIROTICUS	Sibling Vole
HOST-000065-Z	Crocidura suaveolens	CROCIDURA SUAVEOLENS	Lesser White-toothed Shrew
HOST-000066-Z	Mus macedonicus	MUS MACEDONICUS	Macedonian Mouse
HOST-000309-Z	Scincidae	SCINCIDAE	Skinks
HOST-000016-Z	Turdus pilaris	TURDUS PILARIS	Fieldfare
HOST-000018-Z	Macaca sylvanus	MACACA SYLVANUS	Barbary Macaque
HOST-000100-Z	Aegithalos caudatus	AEGITHALOS CAUDATUS	Long-tailed Tit
HOST-000101-Z	Riparia riparia	RIPARIA RIPARIA	Sandmartin
HOST-000102-Z	Lacerta agilis	LACERTA AGILIS	sand lizard
HOST-000103-Z	Podarcis muralis	PODARCIS MURALIS	common wall lizard
HOST-000104-Z	Cyanistes caeruleus	CYANISTES CAERULEUS	Blue Tit
HOST-000200-Z	Certhia familiaris	CERTHIA FAMILIARIS	Eurasian Treecreeper
HOST-000201-Z	Locustella naevia	LOCUSTELLA NAEVIA	Grasshopper Warbler
HOST-000202-Z	Motacilla cinerea	MOTACILLA CINEREA	Grey Wagtail
HOST-000203-Z	Neomys fodiens	NEOMYS FODIENS	water shrew
HOST-000204-Z	Neomys anomalus	NEOMYS ANOMALUS	Miller's water shrew
HOST-000206-Z	Lacerta viridis	LACERTA VIRIDIS	Green Lizard
HOST-000207-Z	Podarcis taurica	PODARCIS TAURICA	Balkan wall lizards
HOST-000209-Z	Parus ater	PARUS ATER	Coal Tit
HOST-000212-Z	Muscicapa striata	MUSCICAPA STRIATA	Spotted Flycatcher
HOST-000213-Z	Motacilla alba	MOTACILLA ALBA	White Wagtail
HOST-000214-Z	Cinclus cinclus	CINCLUS CINCLUS	White-throated Dipper
HOST-000300-Z	Dendrocopos major	DENDROCOPOS MAJOR	Great Spotted Woodpecker
HOST-000301-Z	Dendrocopos medius	DENDROCOPOS MEDIUS	Middle Spotted Woodpecker
HOST-000302-Z	Glaucidium passerinum	GLAUCIDIUM PASSERINUM	Eurasian Pygmy Owl
HOST-000305-Z	Sitta europea	SITTA EUROPEA	Eurasian Nuthatch
HOST-000306-Z	Martes martes	MARTES MARTES	European pine marten
HOST-000308-Z	Strix aluco	STRIX ALUCO	Tawny Owl
HOST-000310-Z	Gekkonidae	GEKKONIDAE	Geckos
HOST-000312-Z	Zootoca vivipara	ZOOTOCA VIVIPARA	viviparous lizard
HOST-000313-Z	Luscinia megarhynchos	LUSCINIA MEGARHYNCHOS	Nightingale
HOST-000314-Z	Oenanthe oenanthe	OENANTHE OENANTHE	Northern Wheatear
HOST-000315-Z	Phoenicurus ochruros	PHOENICURUS OCHRUROS	Black Redstart

The present document has been produced and adopted by the bodies identified above as authors). This task has been carried out exclusively by the author(s) in the context of a contract between the European Food Safety Authority and the author(s), awarded following a tender procedure. The present document is published complying with the transparency principle to which the Authority is subject. It may not be considered as an output adopted by the Authority. The European food Safety Authority reserves its rights, view and position as regards the issues addressed and the conclusions reached in the present document, without prejudice to the rights of the authors.

code	name	upperName	Acronym/Other name
HOST-000318-Z	Microtus duodecimcostatus	MICROTUS DUODECIMCOSTATUS	Mediterranean Pine Vole
HOST-000319-Z	Microtus cabrerae	MICROTUS CABRERAE	Cabrera's Vole
HOST-000320-Z	Macaca fascicularis	MACACA FASCICULARIS	crab-eating macaque
HOST-000321-Z	Apodemus peninsulae	APODEMUS PENINSULAE	Korean field mouse
HOST-000322-Z	Myodes rufocanus	MYODES RUFOCANUS	Grey Red-backed Vole
HOST-000323-Z	Microtus fortis	MICROTUS FORTIS	Reed Vole
HOST-000325-Z	Uria aalge	URIA AALGE	Common Murre
HOST-000400-Z	Arvicola terrestris	ARVICOLA TERRESTRIS	WATER VOLE
HOST-000401-Z	Cervus elaphus hispanicus	CERVUS ELAPHUS HISPANICUS	Spanish red deer
HOST-000402-Z	Rodentia	RODENTIA	RODENTS

The present document has been produced and adopted by the bodies identified above as authors). This task has been carried out exclusively by the author(s) in the context of a contract between the European Food Safety Authority and the author(s), awarded following a tender procedure. The present document is published complying with the transparency principle to which the Authority is subject. It may not be considered as an output adopted by the Authority. The European food Safety Authority reserves its rights, view and position as regards the issues addressed and the conclusions reached in the present document, without prejudice to the rights of the authors.

Annex 4- List of papers with no full text available from our sources

1. {Abd El-Halim}, Azza S; Allam, Kamilia A M; Metwally, A M & {El Boraey}, A M,2009,Seasonal variation of infestation rate with lice, tick and mite among rodents in certain Egyptian regions.,Journal of the Egyptian Society of Parasitology,392August617--24
2. Adham, Fatma K; El-Samie-Abd, Emtithal M; Gabre, Refaat M & {El Hussein}, Hala,2010,Detection of tick blood parasites in Egypt using PCR assay II- Borrelia burgdorferi sensu lato.,Journal of the Egyptian Society of Parasitology,403December553--64
3. Aldea-Mansilla, Carmen; Nebreda, Teresa; {Garc\'{\i}a de Cruz}, Susana; Dodero, Eduardo; Escudero, Raquel; Anda, Pedro & Campos, Angel,2010,[Tularemia: a decade in the province of Soria (Spain)].,Enfermedades infecciosas y microbiolog\'{\i}a cl\'{\i}nica,281January21--6
4. ALDEMIR, O. S.,,Epidemiological study of ectoparasites in dogs from Erzurum region in Turkey,Revue de medecine veterinaire,1583148--151
5. Al-Kappany, Y M; Lappin, M R; Kwok, O C H; Abu-Elwafa, S A; Hilali, M & Dubey, J P,2011,Seroprevalence of Toxoplasma gondii and concurrent Bartonella spp., feline immunodeficiency virus, feline leukemia virus, and Dirofilaria immitis infections in Egyptian cats.,The Journal of parasitology,972May256--8
6. Al-Majali, Ahmad M & Al-Qudah, Khaled M,2004,Seroprevalence of Bartonella henselae and Bartonella quintana infections in children from Central and Northern Jordan.,Saudi medical journal,2511December1664--9
7. Almeria, Sonia; Delgado-Neira, Yolanda; Adelantado, Carles; Huguet, Marian; Vinent, Joan & Nicol\`{a}s, Antoni,2009,Mediterranean theileriosis and other tick transmitted piroplasmoses in cattle in Minorca (Balearic Islands, Spain): the effect of tick control on prevalence levels analyzed by reverse line blot (RLB) macroarrays.,The Journal of parasitology,953June598--603
8. Altobelli, Alfredo; Boemo, Barbara; Mignozzi, Katja; Bandi, Marialisa; Floris, Romina; Menardi, Giulia & Cinco, Marina,2008,Spatial Lyme borreliosis risk assessment in north-eastern Italy,International Journal of Medical Microbiology,298September125--128
9. Antoni-Bach, N; Jaulhac, B; Hansmann, Y; Limbach, F & Lipsker, D,2002,[Borrelia strains that cause erythema migrans in Alsace, France].,Annales de dermatologie et de v\'{e}n\'{e}r\'{e}ologie,1291 Pt 1January15--8
10. Arbaji, A; Kharabsheh, S; Al-Azab, S; Al-Kayed, M; Amr, Z S; {Abu Baker}, M & Chu, M C,2005,A 12-case outbreak of pharyngeal plague following the consumption of camel meat, in north-eastern Jordan.,Annals of tropical medicine and parasitology,998December789--93
11. Arnez, Maja; Luznik-Bufon, Tatajana; Avsic-Zupanc, Tatajana; Ruzic-Sabljic, Eva; Petrovec, Miroslav; Lotric-Furlan, Stanka & Strle, Franc,2003,Causes of febrile illnesses after a tick bite in Slovenian children.,The Pediatric infectious disease journal,2212December1078--83
12. Arnez, Maja & Ruzic-Sabljic, Eva,2010,Lyme borreliosis and acute peripheral facial palsy in Slovenian children.,The Pediatric infectious disease journal,292March182--4
13. Astobiza,2011,occurrence of coxiella burnetii in dairy cattle in intensive systems in northern spain,Conference proceedings,
14. Bacci, S; Villumsen, S; Valentiner-Branth, P; Smith, B; Krogfelt, K A & M\o lbak, K,2011,Epidemiology and Clinical Features of Human Infection with Coxiella burnetii in Denmark During 2006-07.,Zoonoses and public health,May
15. Barandika, J F; Olmeda, S A; Casado-Nistal, M A; Hurtado, A; Juste, R A; Valc\'{a}rcel, F; Anda, P & Garc\'{\i}a-P\'{e}rez, A L,2011,Differences in questing tick species distribution between Atlantic and continental climate regions in Spain.,Journal of medical entomology,481January13--9
16. Barral, Marta; Garc\'{\i}a-P\'{e}rez, Ana L; Juste, Ram\'{o}n A; Hurtado, Ana; Escudero, Raquel; Sellek, Ricela E & Anda, Pedro,2002,Distribution of Borrelia burgdorferi sensu lato in Ixodes ricinus (Acari: Ixodidae) ticks from the Basque Country, Spain.,Journal of medical entomology,391January177--84
17. Bartosik, Katarzyna; Lachowska-Kotowska, Patrycja; Szymanska, Jolanta; Wojcik-Fatla, Angelina; Pabis, Artur & Buczek, Alicja,2011,Environmental conditioning of incidence of tick-borne encephalitis

The present document has been produced and adopted by the bodies identified above as authors). This task has been carried out exclusively by the author(s) in the context of a contract between the European Food Safety Authority and the author(s), awarded following a tender procedure. The present document is published complying with the transparency principle to which the Authority is subject. It may not be considered as an output adopted by the Authority. The European food Safety Authority reserves its rights, view and position as regards the issues addressed and the conclusions reached in the present document, without prejudice to the rights of the authors.

in the south-eastern Poland in 1996-2006.,Annals of agricultural and environmental medicine : AAEM,181June119--26

18. Bartosik, Katarzyna; Sitarz, Monika; Szymanska, Jolanta & Buczek, Alicja,2011,Tick bites on humans in the agricultural and recreational areas in south-eastern Poland.,Annals of agricultural and environmental medicine : AAEM,181June151--7
19. Bazovska, S; Machacova, E; Spalekova, M & Kontrosova, S,2005,Reported incidence of Lyme disease in Slovakia and antibodies to B. burgdorferi antigens detected in healthy population.,Bratislavsk\'{e} lek\'{a}rske listy,1068-9January270--3
20. Bernardes,2011,Tick-borne pathogens in two climatic and ecologically different regions of portugal,Conference proceedings,
21. Bertolotti, Luigi; Tomassone, Laura; Tramuta, Clara; Grego, Elena; Amore, Giuseppina; Ambrogi, Cecilia; Nebbia, Patrizia & Mannelli, Alessandro,2006,Borrelia lusitaniae and spotted fever group rickettsiae in Ixodes ricinus (Acari: Ixodidae) in Tuscany, central Italy.,Journal of medical entomology,432March159--65
22. Beslagic, Edina; Hamzic, Sadeta; Puvacic, Sandra & Cavaljuga-Hotic, Semra,2003,Q-fever serologic diagnostics with inhabitants of Canton of Sarajevo 2001 year.,Medicinski arhiv,572January71--4
23. Birtles, R J; Laycock, G; Kenny, M J; Shaw, S E & Day, M J,2002,Prevalence of Bartonella species causing bacteraemia in domesticated and companion animals in the United Kingdom.,The Veterinary record,1518August225--9
24. Bisanzio, Donal; Amore, Giuseppina; Ragagli, Charlotte; Tomassone, Laura; Bertolotti, Luigi & Mannelli, Alessandro,2008,Temporal variations in the usefulness of normalized difference vegetation index as a predictor for Ixodes ricinus (Acari: Ixodidae) in a Borrelia lusitaniae focus in Tuscany, central Italy.,Journal of medical entomology,453May547--55
25. Boden,2011,q fever in pregnancy-two outbreaks in germany,Conference proceedings,
26. Bormane, Antra; Lucenko, Irina; Duks, Arnis; Mavtchoutko, Violeta; Ranka, Renate; Salmina, Kristine & Baumanis, Viesturs,2004,Vectors of tick-borne diseases and epidemiological situation in Latvia in 1993-2002.,International journal of medical microbiology : IJMM,293 SupplApril36--47
27. Bouattour, A,2002,[Dichotomous identification keys of ticks (Acari: Ixodidae), livestock parasites in North Africa].,Archives de l'Institut Pasteur de Tunis,791-4January43--50
28. Bouattour, A; Ghorbel, A; Chabchoub, A & Postic, D,2004,[Lyme borreliosis situation in North Africa].,Archives de l'Institut Pasteur de Tunis,811-4January13--20
29. Boudebouch, N,2011,Blood culture-negative endocarditis in morocco: results from a repreliminary study,Conference proceedings,
30. Boui, M & Errami, E,2007,[Tularaemia outbreak in Kosovo].,Annales de dermatologie et de v\'{e}n\'{e}r\'{e}ologie,13411December839--42
31. Bown, K J; Lambin, X; Telford, G R; Ogden, N H; Telfer, S; Woldehiwet, Z & Birtles, R J,2008,Relative importance of Ixodes ricinus and Ixodes trianguliceps as vectors for Anaplasma phagocytophilum and Babesia microti in field vole (Microtus agrestis) populations.,Applied and environmental microbiology,7423December7118--25
32. Bown, Kevin J; Lambin, Xavier; Telford, Gill; Heyder-Bruckner, Diane; Ogden, Nicholas H & Birtles, Richard J,2011,The Common Shrew (Sorex araneus): A Neglected Host of Tick-Borne Infections?,Vector borne and zoonotic diseases (Larchmont, N.Y.),117March947--53
33. Brantsaeter, A B; Krogh, T; Radtke, A & Nygard, K,2007,Tularaemia outbreak in northern Norway.,Euro surveillance : bulletin europ\'{e}en sur les maladies transmissibles = European communicable disease bulletin,123MarchE070329.2
34. Brasche,2011,q fever outbreak jena 2005-transmission route and risk factors,Conference proceedings,
35. Brouqui, Philippe; Stein, Andreas; Dupont, Herv\'{e} Tissot; Gallian, Pierre; Badiaga, Sekene; Rolain, Jean Marc; Mege, Jean Louis; {La Scola}, Bernard; Berbis, Philippe & Raoult, Didier,2005,Ectoparasitism and vector-borne diseases in 930 homeless people from Marseilles.,Medicine,841January61--8
36. Brunner, J; Moschovakis, G; Prelog, M; Walder, G; Wuerzner, R & Zimmerhackl, L B,,Lyme neuroborreliosis: aetiology and diagnosis of facial palsy in children from Tyrol.,Klinische P\,

The present document has been produced and adopted by the bodies identified above as authors). This task has been carried out exclusively by the author(s) in the context of a contract between the European Food Safety Authority and the author(s), awarded following a tender procedure. The present document is published complying with the transparency principle to which the Authority is subject. It may not be considered as an output adopted by the Authority. The European food Safety Authority reserves its rights, view and position as regards the issues addressed and the conclusions reached in the present document, without prejudice to the rights of the authors.

37. Buffet,2011,prevalence of tick-borne pathogens in healthy dogs from france,Conference proceedings,
38. Bursali, A; Tekin, S; Keskin, A; Ekici, M & Dundar, E,2011,Species diversity of ixodid ticks feeding on humans in Amasya, Turkey: seasonal abundance and presence of Crimean-Congo hemorrhagic fever virus.,Journal of medical entomology,481January85--93
39. Cabassi, C S; Farnetti, E; Casali, B; Taddei, S; Donofrio, G; Galvani, G & Cavirani, S,2002,Isolation of Bartonella henselae from domestic cats in an Italian urban area.,The new microbiologica,252May253--7
40. Calvete, C; Estrada, R; Lucientes, J & Estrada, A,2003,Ectoparasite ticks and chewing lice of red-legged partridge, Alectoris rufa, in Spain.,Medical and veterinary entomology,171March33--7
41. Cardoso, Lu\'{\i}s; Tuna, Joana; Vieira, Lisete; Yisaschar-Mekuzas, Yael & Baneth, Gad,2010,Molecular detection of Anaplasma platys and Ehrlichia canis in dogs from the North of Portugal.,Veterinary journal (London, England : 1997),1832March232--3
42. Castiglia, P; Mura, I; Masia, M D; Maida, I; Solinas, G & Muresu, E,2004,[Prevalence of antibodies to Borrelia burgdorferi in Sardinian teen-agers].,Annali di igiene : medicina preventiva e di comunit\`{a},161-2103--8
43. Cerny, Z,2001,Changes of the epidemiology and the clinical picture of tularemia in Southern Moravia (the Czech Republic) during the period 1936-1999.,European journal of epidemiology,177January637—42
44. Chochlakis,2011,bartonella spp. in cats and their ectoparasites, in cyprus,Conference proceedings,
45. Chochlakis,2011,Serological survey of q fever in crete, southern greece,Conference proceedings,
46. Christova, I; {Van De Pol}, J; Yazar, S; Velo, E & Schouls, L,2003,Identification of Borrelia burgdorferi sensu lato, Anaplasma and Ehrlichia species, and spotted fever group Rickettsiae in ticks from Southeastern Europe.,European journal of clinical microbiology \& infectious diseases : official publication of the European Society of Clinical Microbiology,229September535--42
47. Ciceroni, Lorenzo; Fabbi, Massimo; Ciarrocchi, Simonetta; Pinto, Antonella; Ciervo, Alessandra; Kasten, Rickie W & Chomel, Bruno B,2002,Characterization of the first Bartonella henselae strain isolated from a cat in Italy.,Comparative immunology, microbiology and infectious diseases,254July217--28
48. Ciervo, A; Petrucca, A; Ciarrocchi, S; Pinto, A; Bonazzi, L; Fabio, A; Farnetti, E; Chomel, B B & Ciceroni, L,2001,Molecular characterization of first human Bartonella strain isolated in Italy.,Journal of clinical microbiology,3912December4554--7
49. Comstedt, P\,,Migratory passerine birds as reservoirs of Lyme borreliosis in Europe,Emerging infectious diseases,
50. Criado-Fornelio, A; Ruas, J L; Casado, N; Farias, N A R; Soares, M P; M\,,New molecular data on mammalian Hepatozoon species (Apicomplexa: Adeleorina) from Brazil and Spain.,The Journal of parasitology, 2006, 92, 93-9,
51. Curioni, V; Cerquetella, S; Scuppa, P; Pasqualini, L; Beninati, T & Favia, G,2004,Lyme disease and babesiosis: preliminary findings on the transmission risk in highly frequented areas of the Monti Sibillini National Park (Central Italy).,Vector borne and zoonotic diseases (Larchmont, N.Y.),43January214--20
52. da Franca, Isabel; Santos, Lu\'{\i}s; Mesquita, Teresa; Collares-Pereira, Margarida; Baptista, Susana; Vieira, Luisa; Viana, Isabel; Vale, Esmeralda & Prates, Carlos,2005,Lyme borreliosis in Portugal caused by Borrelia lusitaniae? Clinical report on the first patient with a positive skin isolate.,Wiener klinische Wochenschrift,11711-12June429--32
53. Daniel, SA; Manika, K; Arvanmdou, M & Antoniadis, A,2002,Prevalence of Rickettsia conorii and Rickettsia typhi infections in the population of northern Greece,Am J Trop Med Hyg,66176--79
54. Daniel, M; Kr\'{\i}z, B; Danielov\'{a}, V; Valter, J & Kott, I,2008,Correlation between meteorological factors and tick-borne encephalitis incidence in the Czech Republic.,Parasitology research,103 SupplDecemberS97--107
55. Daniel, Milan; Materna, Jan; Honig, V\'{a}clav; Metelka, Ladislav; Danielov\'{a}, Vlasta; Harcarik, Josef; Kliegrov\'{a}, Stanislava & Grubhoffer, Libor,2009,Vertical distribution of the tick Ixodes ricinus and tick-borne pathogens in the northern Moravian mountains correlated with climate warming

The present document has been produced and adopted by the bodies identified above as authors). This task has been carried out exclusively by the author(s) in the context of a contract between the European Food Safety Authority and the author(s), awarded following a tender procedure. The present document is published complying with the transparency principle to which the Authority is subject. It may not be considered as an output adopted by the Authority. The European food Safety Authority reserves its rights, view and position as regards the issues addressed and the conclusions reached in the present document, without prejudice to the rights of the authors.

(Jesen\'\iky Mts., Czech Republic).,Central European journal of public health,173September139--45

56. Danielova, Vlasta; Kliegrov\'{a}, Stanislava; Daniel, Milan & Benes, Cestm\'{\i}r,2008,Influence of climate warming on tickborne encephalitis expansion to higher altitudes over the last decade (1997-2006) in the Highland Region (Czech Republic).,Central European journal of public health,161March4--11
57. Radulovic Z., Milutinovic M., Tomanovic S. Mulenga a.,2010,Detection of Borrelia-specific 16S rRNA sequence in total RNA extracted from Ixodes ricinus ticks,Ambio,62862-867
58. Demoncheaux,2011,Detection of rickettsia aeschlimannii in hyalomma dromdarii ticks collected from dromedary (camelus dromedarius) in tunisia,Conference proceedings,
59. Dempsey, M P; Dobson, M; Zhang, C; Zhang, M; Lion, C; Guti\'{e}rrez-Mart\'{\i}n, C B; Iwen, P C; Fey, P D; Olson, M E; Niemeyer, D; Francesconi, S; Crawford, R; Stanley, M; Rhodes, J; Wagner, D M; Vogler, A J; Birdsell, D; Keim, P; Johansson, A; Hinrichs,,2007,Genomic deletion marking an emerging subclone of Francisella tularensis subsp. holarctica in France and the Iberian Peninsula.,Applied and environmental microbiology,7322December7465--70
60. de Sousa, Rita; Barata, Concei\c{c}\ {a}o; Vitorino, Liliana; Santos-Silva, Margarida; Carrapato, Carlos; Torgal, Jorge; Walker, David & Bacellar, F\'{a}tima,2006,Rickettsia sibirica isolation from a patient and detection in ticks, Portugal.,Emerging infectious diseases,127July1103--8
61. de Valliere, S; Cometta, A; Zimmermann, H; Vaudaux, B & Meylan, P,2006,[Evidence of new foci of tick-borne encephalitis in the French speaking part of Switzerland].,Revue m\'{e}dicale suisse,280October2189, 2191--4
62. Diab, F M; El-Kady, G A & Shoukry, A,2001,Bionomics of ticks collected from Sinai Peninsula: 2-abundance, attachment sites, and density estimators of ticks infesting Arabian camels.,Journal of the Egyptian Society of Parasitology,312August479--89
63. Dixit, Pooja; Dixit, Alok K & Varshney, Jagdeesh P,2010,Evidence of new pathogenic Theileria species in dogs.,Journal of parasitic diseases : official organ of the Indian Society for Parasitology,341April29--32
64. Dobson, Andrew D.M.; Taylor, Jennifer L. & Randolph, Sarah E.,2011,Tick (Ixodes ricinus) abundance and seasonality at recreational sites in the UK: Hazards in relation to fine-scale habitat types revealed by complementary sampling methods,Ticks and Tick-borne Diseases,22June67--74
65. Dominguez, G,2004,North Spain (Burgos) wild mammals ectoparasites.,Parasite (Paris, France),113September267--72
66. Drevova, H; Hul\'{\i}nsk\'{a}, D; Kurzov\'{a}, Z; Plch, J & Janovsk\'{a}, D,2003,Study of awareness of tick-borne diseases among children and young people in the Czech Republic.,Central European journal of public health,113September138--41
67. Dsouli, Najla; Younsi-Kabachii, Hend; Postic, Dani\`{e}le; Nouira, Said; Gern, Lise & Bouattour, Ali,2006,Reservoir role of lizard Psammodromus algirus in transmission cycle of Borrelia burgdorferi sensu lato (Spirochaetaceae) in Tunisia.,Journal of medical entomology,434July737--42
68. El-Bahnasawy, Mamdouh M & Morsy, Tosson A,2008,Egyptian human babesiosis and general review.,Journal of the Egyptian Society of Parasitology,381April265--72
69. {El Kammah}, K M; Oyoun, L M; {El Kady}, G A & Shafy, S A,2001,Investigation of blood parasites in livestock infested with argasid and ixodid ticks in Egypt.,Journal of the Egyptian Society of Parasitology,312August365--71
70. {El Kammah}, Kawther M; Oyoun, Laila M I & Abdel-Shafy, Sobhy,2007,Detection of microorganisms in the saliva and midgut smears of different tick species (Acari: Ixodoidea) in Egypt.,Journal of the Egyptian Society of Parasitology,372August533--9
71. Engvall, Eva Olsson & Egenvall, Agneta,2002,Granulocytic ehrlichiosis in Swedish dogs and horses.,International journal of medical microbiology : IJMM,291 SupplJune100--3
72. Estrada-Pena, A; Vatansever, Z; Gargili, A & Erg\,,The trend towards habitat fragmentation is the key factor driving the spread of Crimean-Congo haemorrhagic fever,Epidemiology and infection, 2010, 138, 1194-203,
73. {Gonzalez Quijada}, Santiago; {Rubio D\'{\i}az}, Mayte; {Y\'{a}nez Ortega}, Jos\'{e} Luis; {Carrami\~{n}ana Mart\'{\i}nez}, Isabel; {Ojeda Fern\'{a}ndez}, Eva & {Lozano Garc\'{\i}a}, Javier,2002,[Tularemia: study of 27 patients].,Medicina cl\'{\i}nica,11912October455--7

The present document has been produced and adopted by the bodies identified above as authors). This task has been carried out exclusively by the author(s) in the context of a contract between the European Food Safety Authority and the author(s), awarded following a tender procedure. The present document is published complying with the transparency principle to which the Authority is subject. It may not be considered as an output adopted by the Authority. The European food Safety Authority reserves its rights, view and position as regards the issues addressed and the conclusions reached in the present document, without prejudice to the rights of the authors.

74. Gozalan, A; Esen, B; Rolain, J M; Akin, L & Raoult, D,2005,Is Q fever an emerging infection in Turkey?,Eastern Mediterranean health journal = La revue de sant\'{e} de la M\'{e}diterran\'{e}e orientale = al-Majallah al-á¹£iá¸¥á¸¥Ä«yah li-sharq al-mutawassiá¹,113May384--91
75. Grzeszczuk, A; StaÅ„czak, J & Kubica-Biernat, B,2002,Serological and molecular evidence of human granulocytic ehrlichiosis focus in the BiaÅ‚owieza Primeval Forest (Puszcza BiaÅ‚owieska), northeastern Poland.,European journal of clinical microbiology \& infectious diseases : official publication of the European Society of Clinical Microbiology,211January6--11
76. Grzeszczuk, Anna; Puzanowska, Beata; Miego\'{c}, Henryka & Prokopowicz, Danuta,2004,Incidence and prevalence of infection with Anaplasma phagocytophilum. Prospective study in healthy individuals exposed to ticks.,Annals of agricultural and environmental medicine : AAEM,111January155--7
77. Grzeszczuk, A,2006,Anaplasma phagocytophilum in Ixodes ricinus ticks and human granulocytic anaplasmosis seroprevalence among forestry rangers in BiaÅ‚ystok region.,Advances in medical sciences,51January283--6
78. Hapunik, Joanna; V\'{\i}chov\'{a}, Bronislava; Karbowiak, Grzegorz; Wita, Irena; Bogdaszewski, Marek & Pet'ko, Branislav,2011,Wild and farm breeding cervids infections with Anaplasma phagocytophilum.,Annals of agricultural and environmental medicine : AAEM,181June73--7
79. Ioannou, Ioannis; Sandalakis, Vassilios; Kassinis, Nikos; Chochlakis, Dimosthenis; Papadopoulos, Byron; Loukaides, Fedias; Tselentis, Yannis & Psaroulaki, Anna,2011,Tick-borne bacteria in mouflons and their ectoparasites in Cyprus.,Journal of wildlife diseases,472April300--6
80. Kaiser, Andreas; Seitz, Alfred & Strub, Olaf,2002,Prevalence of Borrelia burgdorferi sensu lato in the nightingale (Luscinia megarhynchos) and other passerine birds.,International journal of medical microbiology : IJMM,291 SupplJune75--9
81. Kalinova, Zuzana; Halanova, Monika; Cislakova, Lydia; Sulinova, Zlatana & Jarcuska, Pavol,2009,Occurrence of IgG antibodies to Anaplasma phagocytophilum in humans suspected of Lyme borreliosis in eastern Slovakia.,Annals of agricultural and environmental medicine : AAEM,162December285--8
82. Kesteman, T; Rossi, C; Bastien, P; Brouillard, J; Avesani, V; Olive, N; Martin, P & Delm\'{e}e, M,,Prevalence and genetic heterogeneity of Borrelia burgdorferi sensu lato in Ixodes ticks in Belgium.,Acta clinica Belgica,655319--22
83. Koksal, Iftihar; Yilmaz, Gurdal; Iskender, Serap; Arslan, Mustafa; Yavuz, Ilknur; Aksoy, Firdevs & Vatansever, Zati,2011,The first Crimean-Congo hemorrhagic fever case in the winter season from Turkey.,Intervirology,543January144--5
84. Kosik-Bogacka, Danuta I; Ku\'{z}na-Grygiel, Wanda & Jaborowska, Magdalena,2007,Ticks and mosquitoes as vectors of Borrelia burgdorferi s. l. in the forested areas of Szczecin.,Folia biologica,553-4January143--6
85. Koutaro, Matsumoto; Santos, Ana Sophia; Dumler, J Stephen & Brouqui, Philippe,2005,Distribution of 'Ehrlichia walkeri' in Ixodes ricinus (Acari: Ixodidae) from the northern part of Italy.,Journal of medical entomology,421January82--5
86. Kubiak, Katarzyna; DziekoÅ„ska-Rynko, Janina & JabÅ‚onowski, Zbigniew,2004,Occurrence and seasonal activity of European ticks Ixodes ricinus (Linnaeus, 1758) in the forest areas of Olsztyn.,Wiadomo\'{s}ci parazytologiczne,502January265--8
87. {Lopes de Carvalho}, I & Nuncio, M S,2006,Laboratory diagnosis of Lyme borreliosis at the Portuguese National Institute of Health (1990-2004).,Euro surveillance : bulletin europ\'{e}en sur les maladies transmissibles = European communicable disease bulletin,1110January257--60
88. Marreros, Nelson; H\,,Epizootiologic investigations of selected abortive agents in free-ranging Alpine ibex (Capra ibex ibex) in Switzerland.,Journal of wildlife diseases, 2011, 47, 530-43,
89. Martin-Rodriguez, L; Iglesias-Garc\'{\i}a, R; {Del R\'{\i}o-Mart\'{\i}n}, M; Maz\'{o}n-Ramos, M A & Arranz-Pe\ {n}a, M L,,[Prevalence of epidemic outbreak of tularemia in the Hospital Universitario R\'\io Hortega (Spain) in the year 2007].,Revista cl\'{\i}nica espa\~{n}ola,2097342--6
90. Mazyad, Said A M & Khalaf, Samy A A,2002,Studies on theileria and babesia infecting live and slaughtered animals in Al Arish and El Hasanah, North Sinai Governorate, Egypt.,Journal of the Egyptian Society of Parasitology,322August601--10
91. Mazyad, Said A M & Hafez, Adel Omar,2007,Q fever (Coxiella burnetii) among man and farm animals

The present document has been produced and adopted by the bodies identified above as authors). This task has been carried out exclusively by the author(s) in the context of a contract between the European Food Safety Authority and the author(s), awarded following a tender procedure. The present document is published complying with the transparency principle to which the Authority is subject. It may not be considered as an output adopted by the Authority. The European food Safety Authority reserves its rights, view and position as regards the issues addressed and the conclusions reached in the present document, without prejudice to the rights of the authors.

in North Sinai, Egypt.,Journal of the Egyptian Society of Parasitology,371April135--42

92. Medic, Alan; Dzelalija, Boris; {Punda Poli\'{c}}, Volga; {Gjenero Margan}, Ira; Turkovi\'{c}, Branko & Gili\'{c}, Vlasta,2005,Q fever epidemic among employees in a factory in the suburb of Zadar, Croatia.,Croatian medical journal,462May315--9
93. Mehnert, W H & Krause, G,2005,Surveillance of Lyme borreliosis in Germany, 2002 and 2003.,Euro surveillance : bulletin europ\'{e}en sur les maladies transmissibles = European communicable disease bulletin,104April83--5
94. {Moran Cadenas}, Francisca; Rais, Olivier; Jouda, Fatima; Douet, V\'{e}ronique; Humair, Pierre-Fran\c{c}ois; Moret, Jacqueline & Gern, Lise,2007,Phenology of Ixodes ricinus and infection with Borrelia burgdorferi sensu lato along a north- and south-facing altitudinal gradient on Chaumont Mountain, Switzerland.,Journal of medical entomology,444July683--93
95. najma,2011,mediterranean spotted fever in morocco: follow up by molecular tools during the last 3 years,Conference proceedings,
96. Novakova, Maria; Vichova, Bronislava; Majlathova, Viktoria; Lesnakova, Anna; Pochybova, Monika & Petko, Branislav,2010,First case of human granulocytic anaplasmosis from Slovakia.,Annals of agricultural and environmental medicine : AAEM,171June173--5
97. Oteiza-Olaso, Julio; Tiberio-L\'{o}pez, Gregorio; {Mart\'{\i}nez de Artola}, V\'{\i}ctor & Belzunegui-Otano, Tom\'{a}s,2011,[Seroprevalence of Lyme disease in Navarra, Spain].,Medicina cl\'{\i}nica,1368March336--9
98. palomar,2011,role of migratory birds as dispersal factor of rickettsia spp. a study from spain,Conference proceedings,
99. Pennisi, M G,2011,prevalence of antibodies against rickettsia conorii, babesia canis, ehrlichia canis and anaplasma phagocythopilum antigens in dogs from strait of messina area (italy),Conference proceedings,
100. Podsiadly, E.; Chmielewski, T.; Marczak, R.; Sochon, E. & Tylewska-Wierzbanowska, S.,2007,Bartonella henselae in the human environment in Poland,Scandinavian journal of infectious diseases,3911-12956--962
101. Psaroulaki, A,2011,an 8-year seroepidemiological study of q fever in cyprus,Conference proceedings,
102. Psaroulaki, A,2011,the role of wildlife in the epidemiology of coxiella burnetii. The paradigm of cyprus, an islad ecosystem,Conference proceedings,
103. Rymaszewska, Anna,2005,Identification of Anaplasma phagocytophilum on the basis of a fragment of the 16S rDNA gene.,Folia biologica,533-4January199--203
104. Schlaefli, R; Randin, D; Wyss, P; de Valli\`{e}re, S; Meylan, P & Cometta, A,2007,[Tick-borne encephalitis in the North part of the canton de Vaud].,Revue m\'{e}dicale suisse,3133December2609--13
105. Siret, V; Barataud, D; Prat, M; Vaillant, V; Ansart, S; {Le Coustumier}, A; Vaissaire, J; Raffi, F; Garre, M & Capek, I,2006,An outbreak of airborne tularaemia in France, August 2004.,Euro surveillance : bulletin europ\'{e}en sur les maladies transmissibles = European communicable disease bulletin,112January58--60
106. Topolovec, Jasna; Puntari\'{c}, Dinko; Antolovi\'{c}-Pozgain, Arlen; Vukovi\'{c}, Dubravka; Topolovec, Zlatko; Milas, Josip; Drusko-Barisi\'{c}, Vladimira & Venus, Miroslav,,Serologically detected,Conference proceedings,
107. Zekanovic, Drazen; Morovi\'{c}, Miro; Borcilo, Marina Neki\'{c} & Rode, Oktavija Dakovi\'{c},2010,First case of Q fever endocarditis in Croatia and a short review.,Collegium antropologicum,343October1135--7
108. Ziam, H & Benaouf, H,2004,Prevalence of blood parasites in cattle from wilayates of Annaba and El Tarf east Algeria.,Archives de l'Institut Pasteur de Tunis,811-4January27--30
109. Zygner, W; G\'{o}rski, P & Wedrychowicz, H,2009,New localities of Dermacentor reticulatus tick (vector of Babesia canis canis) in central and eastern Poland.,Polish journal of veterinary sciences,124January549--55

The present document has been produced and adopted by the bodies identified above as authors). This task has been carried out exclusively by the author(s) in the context of a contract between the European Food Safety Authority and the author(s), awarded following a tender procedure. The present document is published complying with the transparency principle to which the Authority is subject. It may not be considered as an output adopted by the Authority. The European food Safety Authority reserves its rights, view and position as regards the issues addressed and the conclusions reached in the present document, without prejudice to the rights of the authors.

Annex 5-List of papers not retrieved in time from our sources

1. Alekseev, Andrey N; Semenov, Aleksander V & Dubinina, Helen V,2003,Evidence of Babesia microti infection in multi-infected Ixodes persulcatus ticks in Russia.,Experimental \& applied acarology
2. Antoniou, Maria; Economou, Irene; Wang, Xiaoying; Psaroulaki, Anna; Spyridaki, Ioanna; Papadopoulos, Byron; Christidou, Athanasia; Tsafantakis, Emanuel & Tselentis, Yiannis,2002,Fourteen-year seroepidemiological study of zoonoses in a Greek village.,The American journal of tropical medicine and hygiene,661January80--5
3. Bakhvalova, Valentina N; Dobrotvorsky, Andrey K; Panov, Viktor V; Matveeva, Vera A; Tkachev, Sergey E & Morozova, Olga V,2006,Natural tick-borne encephalitis virus infection among wild small mammals in the southeastern part of western Siberia, Russia.,Vector borne and zoonotic diseases (Larchmont, N.Y.),61January32--41
4. Balogh, Zsuzsanna; Ferenczi, Emoke; Szeles, Klara; Stefanoff, Pawel; Gut, Wlodzimierz; Szomor, Katalin N; Takacs, Maria & Berencsi, Gyorgy,2010,Tick-borne encephalitis outbreak in Hungary due to consumption of raw goat milk.,Journal of virological methods,1632March481--5
5. Barandika, J F; Hurtado, A; Garc\'{\i}a-Esteban, C; Gil, H; Escudero, R; Barral, M; Jado, I; Juste, R A; Anda, P & Garc\'{\i}a-P\'{e}rez, A L,2007,Tick-borne zoonotic bacteria in wild and domestic small mammals in northern Spain.,Applied and environmental microbiology,7319October6166--71
6. Bartolomè, Joaquin; Riquelme, Eva; Hernandez-Perez, Noelia; Garciaa-Ruiz, Santiago; Lujan, Ramon; Lorente, Santiago; Medrano-Callejas, Ricardo & Crespo, Mar\'{\i}a Dolores,2007,[Seroepidemiology of Coxiella burnetii infection among blood donors in Albacete].,Enfermedades infecciosas y microbiolog\'{\i}a cl\'{\i}nica,256382--6
7. Bartosik, Katarzyna; Lachowska-Kotowska, Patrycja; Szymanska, Jolanta; Pabis, Artur & Buczek, Alicja,2011,Lyme borreliosis in south-eastern Poland: relationships with environmental factors and medical attention standards.,Annals of agricultural and environmental medicine : AAEM,181June131--7
8. Bermond, Delphine; Boulouis, Henri-Jean; Heller, R\'{e}my; {Van Laere}, Guy; Monteil, Henri; Chomel, Bruno B; Sander, Anna; Dehio, Christoph & Pi\'{e}mont, Yves,2002,Bartonella bovis Bermond et al. sp. nov. and Bartonella capreoli sp. nov., isolated from European ruminants.,International journal of systematic and evolutionary microbiology,52Pt 2March383--90
9. Bernasconi, Marco V; Casati, Simona; P\'{e}ter, Olivier & Piffaretti, Jean-Claude,2002,Rhipicephalus ticks infected with Rickettsia and Coxiella in Southern Switzerland (Canton Ticino).,Infection, genetics and evolution : journal of molecular epidemiology and evolutionary genetics in infectious diseases,22December111--20
10. Bhide, Mangesh; Yilmaz, Zeki; Golcu, Esin; Torun, Serhat & Mikula, Ivan,2008,Seroprevalence of anti-Borrelia burgdorferi antibodies in dogs and horses in Turkey.,Annals of agricultural and environmental medicine : AAEM,151June85--90
11. Bilski, Bartosz,2009,Occurrence of cases of borreliosis certified as an occupational disease in the province of Wielkopolska (Poland).,Annals of agricultural and environmental medicine : AAEM,162December211--7
12. Boinas, F S; Hutchings, G H; Dixon, L K & Wilkinson, P J,2004,Characterization of pathogenic and non-pathogenic African swine fever virus isolates from Ornithodoros erraticus inhabiting pig premises in Portugal.,The Journal of general virology,85Pt 8August2177--87
13. Bolanos, Margarita; Santana, Otilia-Evora; P\'{e}rez-Arellano, Jos\'{e} Luis; Angel-Moreno, Alfonso; Moreno, Gustavo; Burgazzoli, Juan Luis & Mart\'{\i}n-S\'{a}nchez, Antonio Manuel,2003,[Q fever in Gran Canaria: 40 new cases].,Enfermedades infecciosas y microbiolog\'{\i}a cl\'{\i}nica,211January20--3
14. Boldis, V; Kocianov\'{a}, E; Strus, J; Tusek-Znidaric, M; Sparagano, Olivier A E; Stefanidesov\'{a}, K & Spitalsk\'{a}, E,2008,Rickettsial agents in Slovakian ticks (Acarina, Ixodidae) and their ability to grow in Vero and L929 cell lines.,Annals of the New York Academy of Sciences,1149December281--5
15. Bonnet, Sarah; Jouglin, Maggy; L'Hostis, Monique & Chauvin, Alain,2007,Babesia sp. EU1 from roe deer and transmission within Ixodes ricinus.,Emerging infectious diseases,138August1208--10

The present document has been produced and adopted by the bodies identified above as authors). This task has been carried out exclusively by the author(s) in the context of a contract between the European Food Safety Authority and the author(s), awarded following a tender procedure. The present document is published complying with the transparency principle to which the Authority is subject. It may not be considered as an output adopted by the Authority. The European food Safety Authority reserves its rights, view and position as regards the issues addressed and the conclusions reached in the present document, without prejudice to the rights of the authors.

16. Boretti, Felicitas S; Perreten, Andrea; Meli, Marina L; Cattori, Valentino; Willi, Barbara; Wengi, Nicole; Hornok, S\'{a}ndor; Honegger, Hanspeter; Hegglin, Daniel; Woelfel, Roman; Reusch, Claudia E; Lutz, Hans & Hofmann-Lehmann, Regina,2009,Molecular Investigations of Rickettsia helvetica infection in dogs, foxes, humans, and Ixodes ticks.,Applied and environmental microbiology,7510May3230--7
17. Bown, Kevin J; Begon, Michael; Bennett, Malcolm; Woldehiwet, Zerai & Ogden, Nicholas H,2003,Seasonal dynamics of Anaplasma phagocytophila in a rodent-tick (Ixodes trianguliceps) system, United Kingdom.,Emerging infectious diseases,91January63--70
18. Boyard, Chlo\'{e}; Barnouin, Jacques; Bord, S\'{e}verine; Gasqui, Patrick & Vourc'h, Gwena\,,Reproducibility of local environmental factors for the abundance of questing Ixodes ricinus nymphs on pastures.,Ticks and tick-borne diseases,
19. Branco, Sandra; Orvalho, Jo\ {a}o; Leit\ {a}o, Alexandre; Pereira, Isadora; Malta, Manuel; Mariano, Isabel; Carvalho, T\^{a}nia; Baptista, Rui; Shiels, Brian R & Peleteiro, Maria C,2010,Fatal cases of Theileria annulata infection in calves in Portugal associated with neoplastic-like lymphoid cell proliferation.,Journal of veterinary science,111March27--34
20. Brianti, E; Dantas-Torres, F; Giannetto, S; Risitano, A; Brucato, G; Gaglio, G & Otranto, D,2010,Risk for the introduction of exotic ticks and pathogens into Italy through the illegal importation of tortoises, Testudo graeca.,Medical and veterinary entomology,243September336--9
21. Brkljacic, Mirna; Matijatko, Vesna; Kis, Ivana; Kucer, Nada; Forsek, Jadranka; Rafaj, Renata Bari\'{c}; Grden, Darko; Torti, Marin; Mayer, Iva & Mrljak, Vladimir,2010,Molecular evidence of natural infection with Babesia canis canis in Croatia.,Acta veterinaria Hungarica,581March39--46
22. Brouqui, P; Sanogo, Y O; Caruso, G; Merola, F & Raoult, D,2003,Candidatus Ehrlichia walkerii: a new Ehrlichia detected in Ixodes ricinus tick collected from asymptomatic humans in Northern Italy.,Annals of the New York Academy of Sciences,990June134--40
23. Buczek, Alicja; Rudek, Alicja; Bartosik, Katarzyna; Szymanska, Jolanta & Wojcik-Fatla, Angelina,2009,Seroepidemiological study of Lyme borreliosis among forestry workers in southern Poland.,Annals of agricultural and environmental medicine : AAEM,162December257--61
24. Bullova, Eva; Luk\'{a}n, Martin; Stanko, Michal & Petko, Branislav,2009,Spatial distribution of Dermacentor reticulatus tick in Slovakia in the beginning of the 21st century.,Veterinary parasitology,1653-4November357--60
25. Burri, Caroline; Dupasquier, Christ\`{e}le; Bastic, Viktoria & Gern, Lise,2011,Pathogens of Emerging Tick-Borne Diseases, Anaplasma phagocytophilum, Rickettsia spp., and Babesia spp., in Ixodes Ticks Collected from Rodents at Four Sites in Switzerland (Canton of Bern).,Vector borne and zoonotic diseases (Larchmont, N.Y.),117March939--44
26. Cabassi, Clotilde S; Taddei, Simone; Donofrio, Gaetano; Ghidini, Francesca; Piancastelli, Chiara; Flammini, Cesidio F & Cavirani, Sandro,2006,Association between Coxiella burnetii seropositivity and abortion in dairy cattle of Northern Italy.,The new microbiologica,293July211--4
27. Cardoso, Lu\'{\i}s; Yisaschar-Mekuzas, Yael; Rodrigues, Filipa T; Costa, Alvaro; Machado, Jo\ {a}o; Diz-Lopes, Duarte & Baneth, Gad,2010,Canine babesiosis in northern Portugal and molecular characterization of vector-borne co-infections.,Parasites \& vectors,31January27
28. Carpi, Giovanna; Bertolotti, Luigi; Rosati, Sergio & Rizzoli, Annapaola,2009,Prevalence and genetic variability of tick-borne encephalitis virus in host-seeking Ixodes ricinus in northern Italy.,The Journal of general virology,90Pt 12December2877--83
29. Carrieri, M P; Tissot-Dupont, H; Rey, D; Brousse, P; Renard, H; Obadia, Y & Raoult, D,2002,Investigation of a slaughterhouse-related outbreak of Q fever in the French Alps.,European journal of clinical microbiology \& infectious diseases : official publication of the European Society of Clinical Microbiology,211January17--21
30. Cassini, R; Marcer, F; di Regalbono, A Frangipane; Cancrini, G; Gabrielli, S; Moretti, A; Galuppi, R; Tampieri, M P & Pietrobelli, M,2011,New insights into the epidemiology of bovine piroplasmoses in Italy.,Veterinary parasitology,August
31. Celebi, Bekir; {Taylan Ozkan}, Aysegul; Kilic, Selcuk; Akca, Atilla; Koenhemsi, Lora; Pasa, Serdar; Yildiz, Kader; Mamak, Nuri & Guzel, Murat,2010,Seroprevalence of Bartonella vinsonii subsp. berkhoffii in urban and rural dogs in Turkey.,The Journal of veterinary medical science / the Japanese

The present document has been produced and adopted by the bodies identified above as authors). This task has been carried out exclusively by the author(s) in the context of a contract between the European Food Safety Authority and the author(s), awarded following a tender procedure. The present document is published complying with the transparency principle to which the Authority is subject. It may not be considered as an output adopted by the Authority. The European food Safety Authority reserves its rights, view and position as regards the issues addressed and the conclusions reached in the present document, without prejudice to the rights of the authors.

Society of Veterinary Science,7211December1491--4

32. Cetin, Emel; Sotoudeh, Mahtab; Auer, Herbert & Stanek, Gerold,2006,Paradigm Burgenland: risk of Borrelia burgdorferi sensu lato infection indicated by variable seroprevalence rates in hunters.,Wiener klinische Wochenschrift,11821-22November677--81
33. Chinikar, S; Goya, M M; Shirzadi, M R; Ghiasi, S M; Mirahmadi, R; Haeri, A; Moradi, M; Afzali, N; Rahpeyma, M; Zeinali, M & Meshkat, M,2008,Surveillance and laboratory detection system of Crimean-Congo haemorrhagic fever in Iran.,Transboundary and emerging diseases,555-6August200--4
34. Chisu, V.,2011,First isolation of rickettsia slovaca from dermatocentor marginatus in sardinia, italy,Conference proceedings,
35. Chomel, Bruno B; Boulouis, Henri-Jean; Petersen, Hans; Kasten, Rickie W; Yamamoto, Kazuhiro; Chang, Chao Chin; Gandoin, Christelle; Bouillin, Corinne & Hew, Carrie M,2002,Prevalence of Bartonella infection in domestic cats in Denmark.,Veterinary research,332205--13
36. Christova, I; Schouls, L; {van De Pol}, I; Park, J; Panayotov, S; Lefterova, V; Kantardjiev, T & Dumler, J S,2001,High prevalence of granulocytic Ehrlichiae and Borrelia burgdorferi sensu lato in Ixodes ricinus ticks from Bulgaria.,Journal of clinical microbiology,3911November4172--4
37. Cisak, Ewa; Chmielewska-Badora, Jolanta; ZwoliÅ„ski, Jacek; Wojcik-Fatla, Angelina; Zajac, Violetta; Sk\'{o}rska, CzesÅ‚awa & Dutkiewicz, Jacek,2008,Study on Lyme borreliosis focus in the Lublin region (eastern Poland).,Annals of agricultural and environmental medicine : AAEM,152December327--32
38. Coipan, Elena Claudia & Vladimirescu, Alexandru Filip,2011,Ixodes ricinus ticks (Acari: Ixodidae): vectors for Lyme disease spirochetes in Romania.,Experimental \& applied acarology,543July293--300
39. Comstedt, P.; Asokliene, L.; Eliasson, I.; Olsen, B.; Wallensten, A.; Bunikis, J. & Bergström, S.,,Complex population structure of Lyme borreliosis group spirochete Borrelia garinii in subarctic Eurasia.,PloS one, 2009, 4, e5841,
40. Concannon, R; Wynn-Owen, K; Simpson, V R & Birtles, R J,2005,Molecular characterization of haemoparasites infecting bats (Microchiroptera) in Cornwall, UK.,Parasitology,131Pt 4October489--96
41. D'Agaro, P; Martinelli, E; Burgnich, P; Nazzi, F; {Del Fabbro}, S; Iob, A; Ruscio, M; Pischiutti, P & Campello, C,2009,Prevalence of tick-borne encephalitis virus in Ixodes ricinus from a novel endemic area of North Eastern Italy.,Journal of medical virology,812February309--16
42. Danielova, V.; Daniel, M.; Rudenko, N. & Golovchenko, M.,2004,Prevalence of Borrelia burgdorferi sensu lato genospecies in host-seeking Ixodes ricinus ticks in selected South Bohemian locations (Czech Republic),Central european journal of public health,123151--156
43. Danielova, Vlasta; Daniel, Milan; Schwarzov\'{a}, Lucie; Materna, Jan; Rudenko, Natalia; Golovchenko, Marina; Holubov\'{a}, Jaroslava; Grubhoffer, Libor & Kili\'{a}n, Patrik,2010,Integration of a tick-borne encephalitis virus and Borrelia burgdorferi sensu lato into mountain ecosystems, following a shift in the altitudinal limit of distribution of their vector, Ixodes ricinus (Krkonose mountains, Czech Republic).,Vector borne and zoonotic diseases (Larchmont, N.Y.),103April223--30
44. Dautel, Hans; Dippel, Cornelia; Oehme, Rainer; Hartelt, Kathrin & Schettler, Elvira,2006,Evidence for an increased geographical distribution of Dermacentor reticulatus in Germany and detection of Rickettsia sp. RpA4.,International journal of medical microbiology : IJMM,296 SupplMay149--56
45. Davoust, B,2011,Detection of rickettsia helvetica in ixodes ricinus ticks collected from pyrenean chamois of france,Conference proceedings,
46. de Carvalho, Isabel Lopes; Milhano, Natacha; Santos, Ana Sofia; Almeida, Victor; Barros, Silvia C; {De Sousa}, Rita & N\'{u}ncio, Maria Sofia,2008,Detection of Borrelia lusitaniae, Rickettsia sp. IRS3, Rickettsia monacensis, and Anaplasma phagocytophilum in Ixodes ricinus collected in Madeira Island, Portugal.,Vector borne and zoonotic diseases (Larchmont, N.Y.),84August575--9
47. Farah, Amani W; Hegazy, N A M; Romany, M M; Soliman, Y A & Daoud, A M,2003,Molecular detection of Babesia equi in infected and carrier horses by polymerase chain reaction.,The Egyptian journal of immunology / Egyptian Association of Immunologists,102January73--9
48. Garcia-Clemente, Marta; Seco-Garc\'{\i}a, Ana Jos\'{e}; Guti\'{e}rrez-Rodr\'{\i}guez, Margarita; Romero-Alvarez, Pedro; Fern\'{a}ndez-Bustamante, Julio & Rodr\'{\i}guez-P\'{e}rez, Mercedes,2007,[Outbreak of Coxiella burnetii pneumonia].,Enfermedades infecciosas y microbiolog\'{\i}a cl\'{\i}nica,253March184--6

The present document has been produced and adopted by the bodies identified above as authors). This task has been carried out exclusively by the author(s) in the context of a contract between the European Food Safety Authority and the author(s), awarded following a tender procedure. The present document is published complying with the transparency principle to which the Authority is subject. It may not be considered as an output adopted by the Authority. The European food Safety Authority reserves its rights, view and position as regards the issues addressed and the conclusions reached in the present document, without prejudice to the rights of the authors.

49. García-García, J A Baquerizo, R Vargas J Mira J A Merchante N Macías J Pineda J A,2005,[Prevalence of serum antibodies against Bartonella ssp. in a health population from the south area of the Seville province].,Revista clinica espanola,20511December541--4
50. Gokce, Halil Ibrahim; Genc, Oktay; Akca, Atila; Vatansever, Zati; Unver, Ahmet & Erdogan, Hidayet Metin,2008,Molecular and serological evidence of Anaplasma phagocytophilum infection of farm animals in the Black Sea Region of Turkey.,Acta veterinaria Hungarica,563September281--92
51. Gozalan, Aysegul; Esen, Berrin; Fitzner, Julia; Tapar, Fatih Sua; Ozkan, Ayse Peker; Georges-Courbot, Marie-Claude; Uzun, Ramazan; Gumuslu, Feyzullah; Akin, Levent & Zeller, Herv\'{e},2007,Crimean-Congo haemorrhagic fever cases in Turkey.,Scandinavian journal of infectious diseases,394January332--6
52. Grygorczuk, Sambor; Mierzynska, Dorota; Zdrodowska, Agnieszka; Zajkowska, Joanna; Pancewicz, Slawomir; Kondrusik, Maciej; Swierzbinska, Renata; Pryszmont, Justyna & Hermanowska-Szpakowicz, Teresa,2002,Tick-borne encephalitis in north-eastern Poland in 1997-2001: a retrospective study.,Scandinavian journal of infectious diseases,3412January904--9
53. Haridy, Fouad M; Hassan, Aly Awad A; Hafez, Adel O; El-Sherbini, Gehad T & Morsy, Tosson A,2009,External and intestinal parasites of pet dogs with reference to zoonotic toxocariasis.,Journal of the Egyptian Society of Parasitology,391April321--6
54. Hasle, Gunnar; Bjune, Gunnar; Edvardsen, Erik; Jakobsen, Christer; Linnehol, Bj\o rn; R\o er, Jan Erik; Mehl, Reidar; R\o ed, Knut H; Pedersen, Jon & Leinaas, Hans Petter,2009,Transport of ticks by migratory passerine birds to Norway.,The Journal of parasitology,956December1342--51
55. Hasle, Gunnar; Bjune, Gunnar Aksel; Midthjell, Liv; R\o ed, Knut H\aa kon & Leinaas, Hans Petter,2011,Transport of Ixodes ricinus infected with Borrelia species to Norway by northward-migrating passerine birds,Ticks and Tick-borne Diseases,21March37--43
56. Hasle, Gunnar; Leinaas, Hans P; Roed, Knut H & Oines, Oivind,2011,Transport of Babesia venatorum-infected Ixodes ricinus to Norway by northward migrating passerine birds.,Acta veterinaria Scandinavica,531June41
57. Kernif, T,2011,Rickettsia slovaca in dermatocentor marginatus ticks, algeria,Conference proceedings,
58. Kernif, T,2011,Molecular detecion of R. helvetica and R. monacensis in ixodes ricinus ticks from algeria,Conference proceedings,
59. Kernif, T,2011,first molecular of detecion of r. aeschlimannii in hyalomma marginatum rufipes (camel's ticks) from south of algeria,Conference proceedings,
60. Kernif, T,2011,spotted fever group (SFG) rickttsioses in ticks (acari- ixodidae) from sub-saharan algeria,Conference proceedings,
61. Kubiak, Katarzyna & Dziekoaska-Rynko, Janina,2006,Seasonal activity of the common European tick, Ixodes ricinus (Linnaeus, 1758), in the forested areas of the city of Olsztyn and its surroundings.,Wiadomo\'{s}ci parazytologiczne,521January59--64
62. Mazyad, Said A M; Shoukry, Nahla M & El-Alfy, Nadia M,2010,Efficacy of Ixodes ricinus as a vector of zoonotic babesiosis in Sinai Peninsula, Egypt.,Journal of the Egyptian Society of Parasitology,402August499--514
63. Mikhail, Micheal W; Soliman, Mohamed Ismail & Abd, El-Halim Azza S,2010,Infestation rate of tick, mite and lice among rodent species in Menoufia governorate, Egypt.,Journal of the Egyptian Society of Parasitology,402August425--38
64. {Moran Cadenas}, Francisca; Rais, Olivier; Humair, Pierre-Fran\c{c}ois; Douet, V\'{e}ronique; Moret, Jacqueline & Gern, Lise,2007,Identification of host bloodmeal source and Borrelia burgdorferi sensu lato in field-collected Ixodes ricinus ticks in Chaumont (Switzerland).,Journal of medical entomology,446November1109--17
65. Ornstein, Katharina; Berglund, Johan; Bergstr\,,Three major Lyme Borrelia genospecies (Borrelia burgdorferi sensu stricto, B. afzelii and B. garinii) identified by PCR in cerebrospinal fluid from patients with neuroborreliosis in Sweden.,Scandinavian journal of infectious diseases, 2002, 34, 341-6,
66. Papa, A; Dalla, V; Petala, A; Maltezou, H C & Maltezos, E,2010,Fatal Mediterranean spotted fever in Greece.,Clinical microbiology and infection : the official publication of the European Society of Clinical Microbiology and Infectious Diseases,166June589--92

The present document has been produced and adopted by the bodies identified above as authors). This task has been carried out exclusively by the author(s) in the context of a contract between the European Food Safety Authority and the author(s), awarded following a tender procedure. The present document is published complying with the transparency principle to which the Authority is subject. It may not be considered as an output adopted by the Authority. The European food Safety Authority reserves its rights, view and position as regards the issues addressed and the conclusions reached in the present document, without prejudice to the rights of the authors.

67. Popescu,2011,Boutonneuse fever in bucharest area - the last 4 years,Conference proceedings,

68. Scheneeberger,2011,epidemic q fever in the netherlands, 2007-2011,Conference proceedings,
69. Skotarczak, B; Rymaszewska, A; Wodecka, B & Sawczuk, M,2003,Molecular evidence of coinfection of Borrelia burgdorferi sensu lato, human granulocytic ehrlichiosis agent, and Babesia microti in ticks from northwestern Poland.,The Journal of parasitology,891February194--6
70. Smrdel, Katja Stra\v{s}ek; Serdt, Mojca; Duh, Darja; Knap, Nata\v{s}a & Zupanc, Tatjana Av\v{s}i\v{c},2010,Anaplasma phagocytophilum in ticks in Slovenia.,Parasites \& vectors,3January102
71. Spitalska, Eva; Liter\'{a}k, Ivan; Kocianov\'{a}, Elena & Taragel'ov\'{a}, Veronika,2011,The Importance of Ixodes arboricola in Transmission of Rickettsia spp., Anaplasma phagocytophilum, and Borrelia burgdorferi Sensu Lato in the Czech Republic, Central Europe.,Vector borne and zoonotic diseases (Larchmont, N.Y.),May
72. Splettstoesser, W D; M\,,Re-emergence of Francisella tularensis in Germany: fatal tularaemia in a colony of semi-free-living marmosets (Callithrix jacchus).,Epidemiology and infection, 2007, 135, 1256-65,
73. Splettstoesser, W D; Piechotowski, I; Buckendahl, A; Frangoulidis, D; Kaysser, P; Kratzer, W; Kimmig, P; Seibold, E & Brockmann, S O,2009,Tularemia in Germany: the tip of the iceberg?,Epidemiology and infection,1375May736--43
74. Sprong, H; Tijsse-Klasen, E; Langelaar, M; {De Bruin}, A; Fonville, M; Gassner, F; Takken, W; {Van Wieren}, S; Nijhof, A; Jongejan, F; Maassen, C B M; Scholte, E-J; Hovius, J W; {Emil Hovius}, K; Spitalsk\'{a}, E & {Van Duynhoven}, Y T,2011,Prevalence of Coxiella Burnetii in Ticks After a Large Outbreak of Q Fever.,Zoonoses and public health,June
75. Spyridaki, Ioanna; Psaroulaki, Anna; Loukaides, Fidias; Antoniou, Maria; Hadjichristodolou, Christos & Tselentis, Yannis,2002,Isolation of Coxiella burnetii by a centrifugation shell-vial assay from ticks collected in Cyprus: detection by nested polymerase chain reaction (PCR) and by PCR-restriction fragment length polymorphism analyses.,The American journal of tropical medicine and hygiene,661January86--90
76. Sreter, T; Sz\'{e}ll, Z & Varga, I,2003,Ectoparasite infestations of red foxes (Vulpes vulpes) in Hungary.,Veterinary parasitology,1154August349--54

The present document has been produced and adopted by the bodies identified above as authors). This task has been carried out exclusively by the author(s) in the context of a contract between the European Food Safety Authority and the author(s), awarded following a tender procedure. The present document is published complying with the transparency principle to which the Authority is subject. It may not be considered as an output adopted by the Authority. The European food Safety Authority reserves its rights, view and position as regards the issues addressed and the conclusions reached in the present document, without prejudice to the rights of the authors.